



2004 Sun Devil Baseball

ASU Media Relations
(P) 480-965-6594
(F) 480-965-5408
Baseball Contact: Jeff Evans
E-Mail: Jeff.Evans@asu.edu
Website: www.TheSunDevils.com

2004 Record: 15-2, 0-0 Pac-10
2004 Home Record: 11-0
2004 Road/Neutral Record: 4-2
2004 vs. Ranked Opponents: 8-0
ASU All-Time Record: 2,332-1,138-6
Head Coach: Pat Murphy (375-180-1)

2004 Schedule and Results

(15-2, 0-0 Pac-10)

DATE	OPPONENT	RESULT/TIME
2/6	Florida State (#18)	W, 2-1
2/7	Florida State (#18)	W, 10-9
2/8	Florida State (#18)	W, 12-6
2/13	CS Northridge^	W, 13-3
2/14	Utah^	W, 11-0
2/15	Oklahoma^	L, 0-6
2/16	Gonzaga	W, 10-7
2/20	Lamar#	L, 4-5
2/21	Memphis#	W, 7-0
2/22	Rice# (#1)	W, 3-1
2/24	Arizona (#16)	W, 4-0
2/27	UConn	W, 18-2
2/28	UConn	W, 16-5
2/29	UConn	W, 18-11
3/5	East Carolina (#18)	W, 7-6
3/6	East Carolina (#18)	W, 6-5
3/7	East Carolina (#18)	W, 7-5
3/12	Tulane (#11)	7 p.m.
3/13	Tulane (#11)	1 p.m.
3/14	Tulane (#11)	1 p.m.
3/16	Oklahoma State	7 p.m.
3/17	Oklahoma State	7 p.m.
3/19	California*	7 p.m.
3/20	California*	1 p.m.
3/21	California	1 p.m.
3/26	Washington*	7 p.m.
3/27	Washington*	1 p.m.
3/28	Washington*	1 p.m.
4/2	USC*	7 p.m.
4/3	USC*	1 p.m.
4/4	USC*	1 p.m.
4/8	Oral Roberts	7 p.m.
4/9	Oral Roberts	7 p.m.
4/10	Oral Roberts	1 p.m.
4/12	Arizona	7 p.m.
4/16	at UCLA*	6 p.m.
4/17	at UCLA*	1 p.m.
4/18	at UCLA*	1 p.m.
4/23	at Washington State*	3 p.m.
4/24	at Washington State*	1 p.m.
4/25	at Washington State*	12 p.m.
4/27	at Wichita State	7 p.m.
4/28	at Wichita State	7 p.m.
5/3	New Mexico State	7 p.m.
5/4	New Mexico State	7 p.m.
5/14	Oregon State*	7 p.m.
5/15	Oregon State*	7 p.m.
5/16	Oregon State*	1 p.m.
5/18	at New Mexico	7 p.m.
5/19	at New Mexico State	6 p.m.
5/21	at Arizona*	7 p.m.
5/22	at Arizona*	7 p.m.
5/23	at Arizona*	1 p.m.
5/28	at Stanford*	6 p.m.
5/29	at Stanford*	1 p.m.
5/30	at Stanford*	1 p.m.

* Pac-10 Game,

^ Coca-Cola Classic (Surprise, Ariz.)

Coca-Cola Rice Baseball Classic (Houston, Texas)

Sports Weekly/ESPN	Baseball America
#6	#8
Collegiate Baseball	NCBWA
#5	#7

No. 5 Arizona State Sun Devil Baseball Looks To Continue Nine-Game Win Streak Against No. 11 Tulane Green Wave.

Game 18-20



Arizona State Sun Devils (15-2, 0-0 Pac-10)

#5 Collegiate Baseball; #6 Sports Weekly/ESPN; #7 NCBWA; #8 Baseball America

vs. Tulane Green Wave (11-3, 0-0 C-USA)

#11 Baseball America; #11 NCBWA; #12 Sports Weekly/ESPN; #16 Collegiate Baseball

Tempe, Ariz. • Bobby Winkles Field at Packard Stadium • Mar. 12-14, 2004

Home 12-14



PROBABLE PITCHERS

Mar. 12 vs. Tulane, 7 p.m. MST

TUL - Billy Mohl, RHP (3-0, 2.91 ERA)
ASU - Jeff Mousser, RHP (1-0, 2.57 ERA)

Mar. 13 vs. Tulane, 1 p.m. MST

TUL - J.R. Crowel, LHP (3-0, 1.82 ERA)
ASU - Jason Urquidez, RHP (5-0, 1.80 ERA)

Mar. 14 vs. Tulane, 1 p.m. MST

TUL - Cory Hahn, RHP (3-0, 0.50 ERA)
ASU - TBA

ASU vs. TULANE

All-Time Record vs. Tulane: 1-0

Last Game vs. Tulane: 9-2 (Mar. 27, 1974)

NATIONAL RANKINGS

Arizona State (15-2) enters the Tulane series as a consensus top 10 team in the nation in all four national polls. ASU ranks as high as No. 5 by *Collegiate Baseball* and No. 6 by *Sports Weekly/ESPN*. The Devils also moved up two spots to No. 8 by *Baseball America* and remained No. 7 by NCBWA. The Sun Devils have now been ranked in the national polls for 84 consecutive polls. Tulane (11-3) is ranked No. 11 by *Baseball America*, No. 12 by *ESPN/Sports Weekly* and No. 16 by *Collegiate Baseball*.

MEDIA EXPOSURE

All three of the ASU-Tulane games will be broadcast via the internet or local radio. Friday's game will be only on the internet only, while Saturday (KDUS 1060 AM) and Sunday (1440 AM) will also be on local radio in addition to the internet. All three games of the Tulane-ASU series will also be available via the statistical GameTracker on www.TheSunDevils.com

DID YOU KNOW?

ASU is currently 8-0 against ranked opponents... Travis Buck has hit a home run in four straight games and leads the team with five on the year and 28 RBI... the Devils have won nine straight games and 19 straight at Packard Stadium... ASU's next victory will be No. 2000 dating back to the start of varsity baseball in 1959.

THE STORYLINE

The Sun Devils (15-2) will face another ranked opponent this weekend when No. 11 Tulane (11-3) comes to town for a three-game series. ASU has won nine straight and at 15-2 overall is off to the second best start during the Pat Murphy era (1995-P). Travis Buck leads the Sun Devils hitting .431 with five home runs and 28 RBI and has earned back-to-back Pac-10 POW honors.

What's On Tap:

The Sun Devil Baseball team (15-2) continues their 25-game homestand this weekend with a three-game series against No. 11 Tulane (11-3). The Sun Devils have won nine straight overall and are off to the second best start during the Pat Murphy era (1995-P). ASU's only better start was when they went 28-1 to begin the 2003 campaign. ASU is coming off a solid three-game sweep of previously unbeaten and No. 18 East Carolina in which they won three close games over the Pirates. The Devils will host Oklahoma State to a two-game, midweek series Mar. 16-17 before opening Pac-10 play. Including this weekend's series with the Green Wave, the Devils will play 13 games against ranked teams before opening Pac-10 play on Mar. 19 against California.

Streaking Devils:

The Sun Devils enter the weekend series against No. 11 Tulane (10-3) with a season-high nine-game winning streak. The streak started with a 7-0 victory over Memphis and also includes victories over No. 1 Rice (Feb. 22; 3-1), No. 16 Arizona (Feb. 26; 4-0) and a three-game sweep of No. 18 East Carolina. During ASU's nine -game win streak the Devils have combined to hit .351 at the plate with 86 runs scored and 16 of the season total 18 home runs. The pitchers have been especially hot during the winning streak, combining for a 3.11 ERA, giving up 28 earned runs and striking out 72 in 81.0 IP. Sophomore Travis Buck leads ASU hitting .531 (17-for-32) with five home runs during the streak. Junior starting pitcher Jason Urquidez is 3-0 with a 2.37 ERA.

Quick Hits:

- Junior shortstop Dustin Pedroia has hits in 15 of ASU's 17 games and is hitting .423 with 10 2B and 3 HR.
- Freshman relief pitcher Pat Bresnehan is 2-0 with three saves and 20 strikeouts in his last five appearances (15 IP).
- Jason Urquidez leads the team with a 5-0 record and a 1.80 ERA in his five starts. He has 28 K's in 30.0 IP.
- The Devils have hit home runs in nine of the last 10 games after hitting only one in the first seven contests.
- Buck became the first Pac-10 player to earn back-to-back Player of the Week honors since 1997.
- Travis Buck has home runs in four straight games and is 15-for-22 (.682) over his last six games.
- The Devils have been ranked in 84 consecutive national polls dating back to the start of 2000.
- ASU features three freshman (Curtis, Bresnehan, Zinicola) that are among *Baseball America's* top 50 freshman.



ARIZONA STATE UNIVERSITY

Sun Devil Baseball 2004

2004 National Polls

Baseball America (3/8)

1.	Stanford	15-3
2.	Texas	19-2
3.	South Carolina	12-0
4.	Rice	11-3
5.	Louisiana State	12-2
6.	Miami	11-3
7.	Auburn	13-1
8.	Arizona State	15-2
9.	Long Beach State	11-4
10.	Mississippi	11-0
11.	Tulane	10-3
12.	Texas A&M	14-2
13.	Wichita State	3-0
14.	Notre Dame	7-1
15.	Florida Atlantic	16-1
16.	Florida	15-3
17.	Georgia Tech	8-5
18.	UC Irvine	12-3
19.	Arizona	9-6
20.	Oklahoma	10-3
21.	Southern Mississippi	11-1
22.	Mississippi State	7-0
23.	East Carolina	12-3
24.	Florida State	11-5
25.	Clemson	4-5

Sports Weekly/ESPN (3/8)

1.	Texas	19-2
2.	Stanford	15-3
3.	Rice	11-3
4.	South Carolina	12-0
5.	LSU	12-2
6.	Arizona State	15-2
7.	Miami	11-3
8.	Long Beach State	11-4
9.	Auburn	13-1
10.	Notre Dame	7-1
11.	Wichita State	3-0
12.	Tulane	10-3
13.	Florida Atlantic	6-1
14.	Texas A&M	14-2
15.	Mississippi	11-0
16.	Florida	15-3
17.	Oklahoma	10-3
18.	Georgia Tech	8-5
19.	Nebraska	6-3
20.	NC State	10-2
21.	Florida State	11-5
22.	Arizona	9-6-1
23.	UC-Irvine	12-3-1
24.	Southern Mississippi	11-1
25.	Mississippi State	7-0

Collegiate Baseball (3/8)

1.	LSU	12-2
2.	Stanford	15-3
3.	Texas	19-2
4.	South Carolina	12-0
5.	Arizona State	15-2
6.	Rice	11-3
7.	Miami, Fla.	11-3
8.	Notre Dame	7-1
9.	Wichita State	3-0
10.	Florida Atlantic	16-1
11.	Long Beach State	11-4
12.	Auburn	13-1
13.	Texas A&M	14-2
14.	Florida	15-3
15.	Mississippi	11-0
16.	Tulane	10-3
17.	Mississippi St.	7-0
18.	UC Irvine	12-3-1
19.	Florida State	11-5
20.	Nebraska	6-3
21.	Oklahoma	10-3
22.	Georgia Tech	8-5
23.	NC State	10-2
24.	East Carolina	12-3
25.	North Carolina	8-3

NCAA Record Consecutive Games Scoring Streak Ends at 506:

The Sun Devils had a piece of history come to an end when their NCAA record 506 consecutive games scoring streak came to an end Feb. 15 against Oklahoma. The Sooners ended a streak that began April 8, 1995, a day after the USC Trojans shut out the Sun Devils during Pat Murphy's first year at ASU. "The Streak" saw the Devils go 338-167-1 during the 506-game stretch, scoring 4,755 runs (9.40 per game average) from 1995-2004. The Devils made history on April 7, 2001 when they scored at least one run in their 350th consecutive game, breaking the 12-year-old NCAA record exactly six years to the day when they were last shut out. ASU was shut out 9-0 in that game on April 7, 1995 at Dedeaux Field by left-hander Randy Flores. Coastal Carolina previously held the NCAA record at 349 games set from 1983-1989. ASU also had a stretch of 278 games without being shut out from 1990 to 1994, meaning the program has only been shutout in four games dating back to the 1990 season. Notable pitchers the Devils have faced during the streak include Mark Prior (USC), Jeremy Guthrie (Stanford), Barry Zito (USC), Kirk Saarloos (CS Fullerton), Jason Young (Stanford), Ben Diggins (Arizona), Adam Johnson (CS Fullerton), Ryan Drese (Cal), Jeff Weaver (Fresno State), Chad Hutchinson (Stanford), Abe Alvarez and Adam Pettyjohn (Fresno State). Top prospect David Purcey and Jarod McAuliff led the Sooner to the shutout of the Devils. ASU has started a new streak and is currently at 11 games!

NCAA Record Consecutive Game Scoring Streaks:

Arizona State	506	April 8, 1995 - Feb. 14, 2004
Coastal Carolina	349	April 16, 1983 - April 10, 1989
Wichita State	332	March 13, 1996 - Feb. 23, 2001
Nebraska	331	May 3, 1998 - June 1, 2003
Florida State	326	April 29, 1984 - Feb. 25, 1989

Poll Mechanics:

Arizona State (15-2) moved up one spot in *Collegiate Baseball* poll from No. 6 to No. 5 after the three-game sweep of East Carolina. The Devils also moved up two spots from No. 10 to No. 8 in the *Baseball America* poll and remained at No. 6 by *ESPN/Sports Weekly*. With nine straight wins and a 8-0 record against ranked opponents, ASU is in its second week as a consensus top 10 team. The Devils have now been ranked for 84 consecutive weeks dating back to the start of the 2000 season. ASU entered the 2004 season ranked in all four of the national preseason polls (#7 CB, #10 SW, #11 NCBWA, #18 BA). ASU finished the 2003 season with a 54-14 record and earned a consensus top 10 ranking in all four national polls.

Preseason All-Americans:

Sun Devil juniors Dustin Pedroia and Jeff Larish earned preseason All-America honors from every publication. Pedroia earned first-team honors from the NCBWA, Collegiate Baseball, CollegeBaseballInsider.com, and was a third-team pick by Baseball America. He was also selected as the preseason pick for Pac-10 Player of the Year by Baseball America. Larish, who moves to the outfield for the 2004 season, was a first-team pick by Collegiate Baseball, Baseball America, CollegeBaseballInsider.com, and was a second-team pick by the NCBWA. Larish was also selected as the preseason College Baseball Player of the Year by Street & Smith's.

2004 ARIZONA STATE BASEBALL PROJECTED STARTING LINEUP

Arizona State Sun Devils (15-2 Overall, 0-0 Pac-10)

Batting Order	No.	Name (B/T)	Pos	Ht	Wt	Yr	Notes/Key Stats
1	2	Dustin Pedroia (R/R)	SS	5-8	180	Jr.	Hitting .423 with 27 R, 10 2B, 3 HR and 16 RBI.
2	4	Travis Buck (L/R)	RF	6-3	210	So.	Hottest hitter in college baseball with HR in 4 straight.
3	11	Jeff Larish (L/R)	LF	6-2	195	Jr.	Trying to find his groove, but has 8-game hit streak.
4	37	Zechry Zinicola (R/R)	DH	6-1	205	Fr.	Hit GW HR in 8th against ECU. Hitting .250 with 2 HR.
or	16	Nick Cadena (R/R)	DH	6-1	200	So.	Power to all fields. Hitting .217 (5-for-23)
or	19	Joel Bocchi (R/R)	DH	5-11	190	Jr.	Backup catcher who is batting .222 (6-for-27)
5	9	Colin Curtis (L/L)	CF	6-0	190	Fr.	Tied for team lead with four HR. Hitting .339 overall.
6	10	Joe Persichina (L/R)	1B	6-0	180	Fr.	Coming off solid weekend going 5x5. Hitting .357.
or	32	Chris Cook (R/R)	1B	6-5	215	Jr.	Solid bat hitting .381 (8-for-21) with HR and 6 RBI.
7	39	Tuffy Gosewisch (R/R)	C	5-10	185	Jr.	Johnny Bench Candidate hitting .356 with HR and 11 RBI.
8	14	Frank Mesa (L/R)	3B	6-0	195	Jr.	Solid defense at hot corner. Hitting .206 (7-for-34).
or	6	Seth Dhaenens (L/R)	3B	6-1	175	Fr.	A walk machine with 13 in 30 plate appearances.
9	20	Nick Walsh (L/R)	2B	5-7	176	Sr.	Coming off solid weekend going 3-for-6 with 4 RBI.
or	15	Josh Asanovich (R/R)	2B	6-0	190	Jr.	4-for-8 (.500) with four RBI in last four games.

Probable Pitching Rotation:

Day	No.	Name	Pos	Ht	Wt	Yr	Notes/Key Stats
3/12	35	Jeff Mousser	RHP	6-2	215	Sr.	Senior transfer from BYU. 1-0 with 2.57 ERA in 5 starts.
3/13	34	Jason Urquidez	RHP	6-1	165	Jr.	Perfect as a Devil at 5-0, 1.80 ERA. Beat No. 1 Rice!
3/14	36	Pat Cassa	LHP	5-10	165	Fr.	Crafty lefty who is 1-1 with 1 save and 3.05 ERA.
Rel	45	Erik Averill	LHP	6-2	190	So.	Veteran pitcher. 1-0 with 4.67 ERA in seven games.
Rel	40	Pat Bresnehan	RHP	6-1	205	Fr.	Has two wins and three saves in last five outings.
Rel	49	Brett Bordes	RHP	5-10	175	So.	Coming off solid start vs. UA with 10 strikeouts.
Rel	37	Zechry Zinicola	RHP	6-1	205	Fr.	Possible for weekend rotation. 1-1 with 1 SV, 3.60 ERA.

*Rotation/Starting Lineup Subject to Change



Sun Devil Baseball 2004

Buck Continues Torrid Streak:

Sophomore right fielder Travis Buck could be the hottest hitter in college baseball. Buck is hitting .682 (15-for-22) over his last six games with 10 runs scored, five doubles, four home runs, 18 RBI and a 1.455 slugging percentage. He has hit home runs in four consecutive games and is riding a current six-game hitting streak. During his torrid stretch he has raised his season batting average 153 points from .278 on Feb. 24 to its current team-leading mark of .431 (25-for-58). Buck leads the team with five home runs and 28 RBI and also had three outfield assists and is 4-for-4 stealing bases. He has earned back-to-back Pac-10 Player of the Week awards and was honored as the *Collegiate Baseball/Louisville Slugger* National Player of the Week after going 10-for-12 (.833) with 13 RBI in the three-game series against UConn (2/27-29).

Buck Repeats As Pac-10 Player of the Week:

After going 5-for-10 with home runs in all three games against East Carolina, Travis Buck earned his second consecutive Pac-10 Player of the Week award. With his third career Pac-10 POW award, he became the 16th conference player and first since 1998 to repeat since Cal's Xavier Nady earned the award in consecutive weeks in 1998 (Apr. 27, May 4).

Four Times The Fun:

Travis Buck has hit a home run in four straight games dating back to the Sunday victory over Connecticut (2/29). He is the first Sun Devil to hit homers in four straight since Casey Myers matched the feat during the 2000 Pac-10 Championship season. Single-season home run record holder Mitch Jones cleared the fences in five straight games during that save 2000 season against Florida State (2/6), Duke (2/11-13) and LSU (2/18).

Pedroia Off To Another Torrid Start:

Junior shortstop Dustin Pedroia is off to a solid start in 2003 hitting .423 (30-for-71) with 27 runs scored, 10 doubles, three home runs and 16 RBI. He has hits in 15 of ASU's 17 games, including eight multi-hit affairs and four games with two or more doubles. Pedroia earned his second career Pac-10 Player of the Week award after hitting .688 during a four-game stretch against Gonzaga, Lamar, Memphis and Rice. As a sophomore, Pedroia hit .404 (120-for-297) and was named the Pac-10 Co-Player of the Year. He led the NCAA with 34 doubles, setting the ASU and Pac-10 single-season record and tied for third all-time in the NCAA record books. With 10 doubles, he now has 57 in his career, tying for sixth in the ASU career record books. A career .384 (232-for-602) hitter, Pedroia ranks tied for seventh in the ASU career record books. He has played and started all 143 games of his Sun Devil career and has recorded at least one hit in 122 games (85%). Additionally, the 2003 *Collegiate Baseball* Defensive Player of the Year has made only 16 errors in 610 total chances in the field for a career .974 FLD%. He was a two-year starter for the USA Baseball National Team and was named to the all-tournament team in the 2003 Pan American Games in Santo Domingo, Dominican Republic.

Tuff Behind the Plate:

Junior catcher Tuffy Gosewisch is the epitome of his named behind the dish... tough. In his second year as a full-time starter, Gosewisch has taken ASU's young pitching staff by the reigns to help lead the Devils to success. Additionally, he is to a great start at the plate, hitting .356 (21-for-59) with 13 runs, five doubles, one home run and 11 RBI. He has recorded at least one hit in 13 of ASU's 17 games, including going 4-for-10 (.400) last weekend against East Carolina. The Johnny Bench Catcher of the Year candidate has thrown out seven of 16 attempted base stealers and has not recorded a passed ball this season.

Victory No. 2,000 Next Up:

ASU's next victory will be the 2,000th for the program since officially adopting the program as a varsity sport in 1959. Baseball has been played at ASU since 1907, but was not officially recognized as a varsity program until Bobby Winkles took over the program in 1959. The Devils head into this weekend with an all-time varsity record of 1,999-793-1 and is sixth in the NCAA with an all-time 2,332-1,138-6 record dating back to 1907.

Pedroia And Buck Lead It Off:

Dustin Pedroia and Travis Buck have hit No. 1 and No. 2 in the lineup in 15 of ASU's 17 games this year and have been the catalyst behind ASU's quick starts. The Devils have scored in the first inning in 10 of those games for 28 total runs. Pedroia and Buck have reached base in successive order in their first at-bats in 10 of those 15 games, including both getting hits in five games. Against FSU (2/8) and Cal State Northridge (2/13), Buck and Pedroia each led off the game hitting doubles to plate a run each time. Pedroia has a knack for getting on base while leading off a game (10 of 17), while Buck has reached base in 14 of his 15 first at-bats (8 hits, 2 HR).

Hitting Streaks:

Three Sun Devils are currently riding hitting streaks of three or more games. Junior Jeff Larish has ASU's longest current streak at eight games. Junior shortstop Dustin Pedroia recently had his team-high 10-game hitting streak snapped going 0-for-5 against ECU (3/7). Pedroia hit .475 (19-for-40) during his steak. Here is a look at the streaking Devils:

Player	Current Streak	Statistics During Streak
Jeff Larish	8 Games	.344, 11-for-32, 7 R, 10 RBI, 4 2B, 1 HR
Travis Buck	6 Games	.682, 15-for-22, 10 R, 5 2B, 4 HR, 18 RBI
Zechry Zinicola	3 Games	.444, 4-for-9, 3 R, 6 RBI, 2 HR, 2 BB

ASU HEAD COACH

Pat Murphy



Since inheriting the Sun Devil program in August of 1994, Arizona State Baseball Head Coach Pat Murphy has carefully nurtured the tradition of excellence in Tempe, at the same time establishing himself as one of the top collegiate head coaches in the nation. He has guided Arizona State to top-12 national rankings in four of the past seven seasons, including an appearance in the 1998 College World Series national championship game. Murphy has combined to go 375-180-1 in his 10 seasons in Tempe and posts an all-time 28-20 record in NCAA Tournament action. He has a career 748-351-4 record in 19 seasons as a head coach. Murphy recorded his 600th career Division 1 victory in 2002 and recorded his 700th career coaching victory (all levels) with a 14-8 come-from-behind win over No. 11 Notre Dame (2/23/03). ASU has been in 84 straight national polls under Murphy. The Sun Devils also set an NCAA record scoring in 506 straight games.

Month by Month at ASU:

January	40-4
February	100-34
March	91-59-1
April	86-49
May	54-30
June	4-5

Pat Murphy at ASU

Record at ASU	375-180-1
Pac-10	135-104
Non-Conference	237-76-1
NCAA Tournament	19-12

Opening Day Record	9-1 (16-1 overall)
Earliest Start	Jan. 15, 1999 (Utah)
Latest Start	Feb. 6, 2004 (Florida State)

Pat Murphy Year-by-Year

Career Record: 748-351-4/19th season
Division I Record: 693-296-2/17th season
Arizona State Record: 375-180-1/10th season

Year	School	Overall
2004	Arizona State	15-2
2003	Arizona State	54-14
2002	Arizona State	37-21
2001	Arizona State	37-20-1
2000	Arizona State	44-15
1999	Arizona State	39-21
1998	Arizona State	41-23
1997	Arizona State	39-22
1996	Arizona State	35-21
1995	Arizona State	34-21
1994	Notre Dame	46-16
1993	Notre Dame	46-16
1992	Notre Dame	48-15
1991	Notre Dame	45-16
1990	Notre Dame	46-12
1989	Notre Dame	48-19-1
1988	Notre Dame	39-22
1987	Claremont-Mudd Scripps	21-18-1
1986	Claremont-Mudd Scripps	24-16
1983	Maryville (Tenn.)	10-21-1



Sun Devil Baseball 2004

The Pedroia Record Watch

Career Batting Average:

1. Kevin Romine (1981-82)	408
2. Hubie Brooks (1977-78)	396
3. Willie Bloomquist (1997-99)	394
4. Mike Sodders (1980-81)	389
5. Dan McKinley (1995-97)	389
6. Chris Bando (1975-78)	388
7. Dustin Pedroia (2002-P)	384
Bob Horner (1976-78)	384
Casey Myers (1998-2001)	384
10. Roger Schmuck (1970-71)	381
11. Oddibe McDowell (1983-84)	380

Career Doubles:

1. Clay Westlake (1973-76)	88
2. Andrew Beinbrink (1996-99)	75
3. Antone Williamson (1992-94)	70
4. Casey Myers (1998-2000)	64
5. Dan Rumsey (1986-89)	58
6. Jeff Phelps (1998-2001)	57
7. Dustin Pedroia (2002-P)	57
8. Mikel Moreno (1995-98)	56
9. Gary Allenson (1973-76)	55
10. Alvin Davis (1979-82)	51

Single-Season Doubles:

1. Dustin Pedroia, 2003	34
2. Chris Bando, 1978	30
3. Antone Williamson, 1993	29
Steve Willis, 1988	29
5. Clay Westlake, 1976	26

National/Pac-10 Awards

Pac-10 Player of the Week:

Dustin Pedroia	Feb. 24
Travis Buck	Mar. 2

Pac-10 Pitcher of the Week:

Jason Urquidez	Feb. 24
----------------	---------

National Player of the Week:

Urquidez (Feb. 24)	Collegiate Baseball
Urquidez (Feb. 24)	Sports Weekly
Urquidez (Feb. 25)	NCBWA
Urquidez (Feb. 26)	CBI
Buck (Mar. 1)	Collegiate Baseball
Buck (Mar. 3)	CBI (West Region)

Clemens Award Watch List:

Jason Urquidez

The .400 Club

Player	Avg.	Year
Paul Lo Duca	.446	1993
Mark Emster	.439	1999
Roger Schmuck	.434	1971
Hubie Brooks	.432	1978
Mike Sodders	.424	1981
Dan McKinley	.423	1997
Chris Bando	.415	1978
Willie Bloomquist	.414	1998
Casey Myers	.412	2000
Bob Horner	.412	1978
Kevin Romine	.410	1981
Kevin Romine	.406	1982
Ken Landreaux	.406	1976
Oddibe McDowell	.405	1984
Dustin Pedroia	.404	2003
Andrew Beinbrink	.402	1999

Lowest Team ERA

(Aluminum Bat Era)

Year	ERA	Record
1975	2.35	61-13
1976	3.26	65-10
2003	3.32	54-14*
1977	3.44	57-12
1990	3.48	52-16
2004	3.49	15-2
1982	3.68	58-15
1989	3.68	42-19
1988	3.86	60-13
1974	3.98	39-24

*lowest team ERA since ASU joined the Pac-10 in 1979.

Throwbacks Are Classic:

The Sun Devils unveiled a new 'Throwback' uniform for the 2004 season and it has gotten rave reviews. Originally slated to be the designated Sunday uniform, the Devils have worn the classic threads in 14 of the 17 games this season and gone 13-1. The off-white uniform features a baggier look and an old-school 'Devils' script across the chest. The Devils wear black spikes and high socks to compliment the 'old school' look. ASU is also 2-0 in the all white uniforms and 0-1 in the road gray sleeveless jersey.

Bresnehan On Fire On The Mound:

Freshman pitcher Pat Bresnehan (Sherborn, Mass.) has been impressive in his last five outings picking up a pair of wins and three saves. The hard-throwing right-hander has recorded 20 strikeouts and allowed only seven hits in his last five appearances. During that stretch of 15 innings he has not given up an earned run. He picked up the win with a career high seven strikeouts in five innings against Gonzaga (2/16) and recorded the save against Arizona (2/24) with five strikeouts in three scoreless innings. He also had a pair of saves against No. 18 East Carolina last weekend. For the season, Bresnehan is 3-0 with three saves and leads the team with a 1.69 ERA in a team-high eight appearances. He was 23rd round draft pick of the Kansas City Royals out of Dover-Sherborn High School and played for the USA Baseball Junior National Team during his prep career.

Tough Against Ranked Teams:

The Sun Devils are off to an impressive 15-2 start after the three-game sweep of No. 18 ECU, but also hold an even more impressive 8-0 record against ranked opponents. ASU is scheduled to play 22 non-conference games before heading into conference play against California (Mar. 19-21) and will have played 13 of those games against teams that have appeared in the national rankings. ASU has already swept No. 18 Florida State (Feb. 6-8) to open the season and also beat No. 1 Rice (3-1, Feb. 22), No. 16 Arizona (4-0, Feb. 26) and swept No. 18 ECU (Mar. 5-7). Both of ASU's losses have also come against teams that have appeared in at least one top 25 polls this year (Oklahoma and Lamar). ASU is also 11-2 against teams with a record above .500.

Scouting Tulane:

The Tulane Green Wave head to Tempe with an 11-3 record after winning two-of-three in a home series against Pepperdine and defeating New Orleans on Tuesday. They are ranked No. 11 (BA), No. 12 (SW) No. 16 (CB) heading into the series with the Sun Devils. ASU leads the all-time series against Tulane 1-0; beating the Green Wave 9-2 on March 27, 1974 at the Riverside Baseball Invitational in Riverside, Calif. Tulane has advanced to the NCAA Tournament six straight years, including playing in the 2001 College World Series. Tulane is coming off a 44-19 season in 2003. A strong pitching staff that bolsters a 2.72 team ERA leads the 2004 squad. Senior right-hander Cory Hahn is 3-0 with a 0.55 ERA.

Bring On Conference USA:

The Devils are in the midst of a stretch of six straight against schools from Conference USA. ASU swept East Carolina last weekend and also played and beat Memphis (7-0) in the Rice Coca-Cola Classic on Feb. 21 in Houston. ASU had not met a Conference USA member team in the regular season since 2001 when they hosted South Florida to a three-game series. ASU also played the University of Houston twice at Hohokam Park in Mesa during the 2002 NCAA Regionals. ASU is 19-3 all-time against Conference USA member schools.

A Tale of Two Sundays:

From one Sunday to another, the Arizona State baseball program was the buzz of the college baseball world. On Sunday, Feb. 15, the Devils saw their NCAA record 506 consecutive games scoring streak come to an end in a 6-0 shutout by the University of Oklahoma at Surprise Stadium in Surprise, Ariz. The streak spanned parts of nine seasons dating back to April 7, 1995 and blew away the old record of 349 set by Coastal Carolina. Just one week later, on Feb. 22, the Devils stunned No. 1 Rice in a 3-1 victory at Reckling Park, ending an 18-game winning streak by ace pitcher Jeff Niemann. Niemann, regarded as the top-pitching prospect in the nation, had not lost a decision dating back to the end of the 2002 season, including a 17-0 record as a sophomore. ASU pitcher Jason Urquidez was named the National Pitcher of the Week for his complete-game, three-hit victory over the defending national champion Owls.

Fast Starts:

For the third year in a row the Sun Devils started the season with a perfect 3-0 record and with a 15-2 record the Sun Devils are off to the second best start during the Pat Murphy era. Since Murphy took over the program in 1995, the Sun Devils have won nine of 10 season openers and have swept the first three games in eight seasons. The Devils set a school record last year when they opened with a 28-1 record. This season's 15-2 start trails only the 2003 season. Here is a look at how ASU has fared in games 15-25 during the Murphy era:

Games	1995	1996	1997	1998	1999	2000	2001	2002	2003	2004
15	12-3	12-3	9-6	12-3	12-3	11-4	13-2	10-5	14-1	13-2
16	13-3	13-3	9-7	12-4	12-4	12-4	13-3	11-5	15-1	14-2
17	14-3	13-4	9-8	12-5	13-4	13-4	13-4	12-5	16-1	15-2
18	14-4	13-5	10-8	13-5	14-4	14-4	13-4-1	13-5	17-1	---
19	15-4	13-6	11-8	13-6	15-4	15-4	14-4-1	14-5	18-1	---
20	16-4	14-6	12-8	14-6	16-4	16-4	15-4-1	15-5	19-1	---
21	16-5	15-6	13-8	15-6	17-4	17-4	16-4-1	15-6	20-1	---
22	17-5	15-7	14-8	16-6	17-5	18-4	17-4-1	15-7	21-1	---
23	18-5	16-7	14-9	16-7	18-5	19-4	18-4-1	16-7	22-1	---
24	18-6	16-8	14-10	16-8	19-5	20-4	19-4-1	16-8	23-1	---
25	19-6	16-9	15-10	16-9	19-6	20-5	19-5-1	17-8	24-1	---



Sun Devil Baseball 2004

Pedroia and Urquidez Sweep Pac-10 Awards:

Arizona State juniors Dustin Pedroia and Jason Urquidez swept the weekly Pac-10 Baseball Awards (Feb. 24) after helping the No. 7 Sun Devils to a 3-1 record with wins over Gonzaga, Memphis and Rice. Pedroia (Woodland, Calif.) earned his second Pac-10 Player of the Week award in his career after hitting .688 (11-for-16) with six runs, three doubles, one home run and five RBI. He had three doubles in a 4-for-5 performance against Gonzaga (2/16) and hit his first home run of the year to lead off the game against Lamar (2/20). Urquidez (Simi Valley, Calif.) swept the national awards, also earning *Collegiate Baseball*, Sports Weekly and College Baseball Insider National Pitcher of the Week honors with his victory over No. 1 and defending national champion Rice. He struck out seven and walked only two in a complete-game, three-hit victory over the Owls. The Player of the Week honor is the second for Pedroia in his career, and Urquidez earned his first Pac-10 weekly award in only his third start as a Sun Devil.

Urquidez Named To Clemens Award Watch List:

Arizona State starting pitcher Jason Urquidez is part of a list of 40 hurlers who are included in the first Roger Clemens Award Watch List. The list is comprised of all Division I pitchers who were named as pre-season All-Americans by either Baseball America or Collegiate Baseball, in addition to those pitchers who have been honored so far this season as National Pitchers of the Week. Urquidez earned national POW honors from *Collegiate Baseball*, NCBWA, Sports Weekly and CollegeBaseballInsider.com. He was also named the Pac-10 Pitcher of the Week after his complete-game three-hitter against No. 1 and defending national champion Rice Owls at Reckling Park in Houston last weekend. A junior college transfer from Central Arizona College, Urquidez is off to a perfect 5-0 start with a 1.80 ERA. He has 28 strikeouts in 30.0 IP and opposing hitters are batting only .192 off him. In its inaugural year, The Roger Clemens Award will be presented to the nation's top college pitcher at the conclusion of a gala dinner in Houston on July 15.

A Perfect Start For Urquidez:

Junior starting pitcher Jason Urquidez is perfect in a Sun Devil uniform. The right-hander has won each of his five starts to build a 5-0 record with a 1.80 ERA. He is the first Sun Devil since 2001 to win the first five appearances in a Sun Devil uniform since Andy Torres started 5-0 in 2001. Torres had four wins in starts and one win out of the bullpen to start his only year at ASU. The current Toronto Blue Jays minor leaguer finished the year 13-4 with a 4.30 ERA.

Pedroia Times Two:

Junior shortstop Dustin Pedroia is a doubles machine. Through ASU's first 17 games, Pedroia has 10 doubles. He has picked up right where he left off in 2003, setting an ASU and Pac-10 record while leading the NCAA with 34 doubles. In 140 career games, the Woodland, Calif., native has 57 doubles to rank tied for sixth in the ASU record books. He has averaged .40 doubles per game over his career and has a career batting average of .384 (7th best in ASU record books).

Urquidez Tames No. 1 Rice To Earn National Pitcher of the Week Honors:

Junior starting pitcher Jason Urquidez was named the *Collegiate Baseball* National Pitcher of the Week after his complete-game three-hitter against No. 1 and defending national champion Rice on Sunday. Urquidez, a junior college transfer from Central Arizona, limited the top-ranked Owls to only one run on three hits, while striking out seven and walking only one. He gave up his only run in his 138-pitch effort with a two-out single in the bottom of the ninth inning. With his third victory of the year, Urquidez went head-to-head with and beat the nation's top pitching prospect in Rice ace Jeff Niemann. Niemann recorded his first loss since late in the 2002 season after going 17-0 as a sophomore in 2003.

Larish Looking To Find Groove:

It will be hard for junior left fielder Jeff Larish to match his sensational 2003 season when he hit .372 (87-for-234) with 18 home runs and 95 RBI. Larish, who is at his third position as a Sun Devil in as many years (3B in 2002, 1B in 2003), is trying to find his groove, hitting .265 (18-for-68) with seven doubles, 16 RBI and is second on the team with 15 walks. He has ASU's longest current hitting streak at eight games, batting .344 (11-for-32) with 10 RBI and one home run during that stretch. Last season, Larish became only the second Sun Devil to join the 70-70 club (RBI-BB) when he had 95 RBI (fifth most in ASU history) and led the NCAA with 78 walks. The Tempe native is a career .348 (135-for-388) hitter with 125 RBI and 116 walks (.495 on-base percentage and 1096 OPS). The 2004 preseason All-American is listed as a top prospect for the annual June Amateur Draft by *Baseball America*.

Going Past The Fifth:

Arizona State's starting pitching has been rock solid through 17 games in 2004. The six players that have made starts have combined to go 8-1 with a 3.07 ERA with 75 strikeouts in 85.0 IP. Of the 17 starts, 11 have gone five or more innings (65%). Junior RHP Jason Urquidez leads the team with five wins, while freshman Pat Cassa, senior Jeff Mousser and sophomore Brett Bordes also have wins as starters. Last year the Devils had a starter go five or more innings in 35 of 68 games (51%).

Pitching Staff Answers Tall Task:

The Sun Devil pitching staff has been a big reason behind ASU's solid 15-2 start to the season. Returning only two pitchers from last year's staff that ranked first in the Pac-10 and eighth in the nation with a 3.32 ERA, ASU has relied primarily on its younger pitchers to build a solid 3.49 ERA. Junior Jason Urquidez leads the team with a 5-0 record and a 1.80 ERA. During ASU's current nine-game winning streak, the pitching staff has combined for a 3.11 ERA giving up 28 earned runs and striking out 72 in 81.0 IP.

2004 Statistical Comparison

Category	ASU	TU
Games	17	13
Average	.321	.309
Runs	148	98
Hits	184	143
2B	47	33
3B	1	2
HR	18	16
SB	16	29
SLG%	.500	.492
ERA	3.49	2.52
SO	145	117
BB	59	26

Devils in the Polls...

	BA	SW	CB	NCBWA
PS	18	10	7	11
2/9	17	7	7	8
2/16	16	7	7	8
2/23	12	7	7	8
3/1	10	6	6	7
3/8	8	6	5	7
3/15	--	--	--	--
3/22	--	--	--	--
3/29	--	--	--	--
4/6	--	--	--	--
4/13	--	--	--	--
4/20	--	--	--	--
4/27	--	--	--	--
5/4	--	--	--	--
5/13	--	--	--	--
5/18	--	--	--	--
6/1	--	--	--	--
Final	--	--	--	--

ASU Quick Facts/Notes

2004 Team Information

Letterman Returning/Lost	10/16
Pitchers	2/10
Position Players	8/6
Starters Returning/Lost	9/13
Top Pitchers	2/7
Top Position Players	7/6
Newcomers	21

2003 in Review

Record	54-14
Home	31-7
Away	23-7
Pac-10 Record (Finish)	16-8 (2nd)
Home	8-4
Away	8-4
Final Rankings	7 (BA), 9 (SW), 10 (CB)

Arizona State Postseason History

NCAA Appearances	27
NCAA Record	128-53 (.707)
CWS Appearances	18
National Championships	5
CWS Runner-Up Finishes	5
Last CWS Appearance	1998 (2nd)
College World Series Record	55-30 (.647)
Regional Titles (last)	13 (2003)

Baseball History

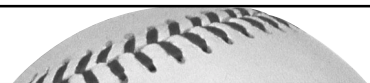
All-Time Record	2,332-1,138-6
Early Record	333-338-5
Modern Record	1,999-793-1
Packard Stadium	829-235-1 (31)
Best Record All-Time	59-8 (1973)
School Record Wins in a Season	65 ('76)

Media Relations Information

Baseball Contact	Jeff Evans
Evans' E-Mail	jeff.evans@asu.edu
Evans' Direct Line	(480) 965-6594
Evans' Cell	(480) 734-7791
Phone	(480) 965-6592
Fax	(480) 965-5408
Packard Box Phone	(480) 727-7253
Website	www.TheSunDevils.com
Evans' Record at ASU	143-57-1



Sun Devil Baseball 2004



Inside the Numbers

3	Times ASU has hosted an NCAA Regional in last four years.
4	Number of times ASU has finished in the top 12 in the nation in the last seven years.
5	NCAA National Championships won by the Sun Devils.
7	Consecutive hits Travis Buck had during one stretch this year to rank tied for third the ASU record book.
10	Number of Sun Devils who have played for USA Baseball National Team since 1984.
11	Preseason Baseball America top 50 Teams ASU played in '03.
18	Number of times ASU has played in the College World Series.
24	Number of games against teams in Baseball America's preseason top 25 ASU is scheduled to play in 2004.
34	Number of doubles Dustin Pedroia hit in 2003 to set new ASU and Pac-10 record.
57	Number of career doubles by junior shortstop Dustin Pedroia.
79	Number of former Sun Devils who have played in Major League Baseball.
84	Consecutive polls ASU has been ranked in at least one national poll.
135	Number of career RBI by junior All-American Jeff Larish
232	Number of career hits by Junior shortstop Dustin Pedroia.
375	Number of wins in head coach Pat Murphy's 10 seasons as the skipper of the Sun Devils.
506	ASU's NCAA record consecutive games scoring streak that ended Feb. 15 vs. Oklahoma.
1,221	Number of combined MLB home runs by former Devils Barry Bonds and Reggie Jackson.
2,332	Number of all-time wins in the 92-year history of Sun Devil Baseball. It ranks as the sixth most among all NCAA schools.

Young Guns:

Of the 11 pitchers that have seen action on the mound this season, nine are wearing a Sun Devil uniform for the first time. All but 26.0 of the 125.0 IP have been newcomers to the Sun Devil pitching staff... and they have helped ASU to a 15-2 record and an 8-0 mark against ranked opponents. Six of the nine are freshmen (Josh Blake, Quentin Andes, Pat Cassa, Pat Bresnehan, Travis Webb, Zechry Zinicola), with three others transfers (Jeff Mousser, Jason Urquidez, Ty Marotz). Sophomore left-handers Brett Bordes (1-0, 8.31 ERA) and Erik Averill (1-0, 4.67 ERA) are the lone returnees on Chris Sinacori's staff that led the Pac-10 with a 3.32 ERA in 2003.

One Tough Schedule:

The Sun Devils are in the midst of a brutally tough 56-game regular season schedule that has a SoS (strength of schedule) rated No. 12 in the nation (www.Boydsworld.com). ASU is scheduled to play 24 games against teams that were listed on Baseball America's preseason top 25 and another 15 games against teams that were listed in the top 50. The Devils will also play 54% (30 of 56) of their games against teams that advanced to the NCAA Tournament last year and 71% (40 of 56) against teams that have advanced to the postseason in either of the last two years. ASU finished the 2003 season with a 54-14 record and an overall RPI ranked 12th in the nation. The 2004 schedule features six schools that are picked to finish first in their respective conferences: Stanford (Pac-10), Rice (WAC), Wichita State (Missouri Valley Conference), Oral Roberts (Mid-Continent), Tulane (Conference USA), Lamar (Southland).

Home Sweet Home:

Sun Devil baseball has a built in advantage when playing in front of the best college baseball fans on the West Coast. Routinely leading the West Coast in average attendance, ASU has turned in a 175-50-1 (.777) in home games dating back to 1998. ASU has played at Packard Stadium since 1974, having only played the 2002 season at Hohokam Park in Mesa away from the on-campus baseball facility. ASU has an all-time 829-235-1 record at Packard Stadium, including an 11-0 mark in 2004 and having won 19 straight dating back to the UCLA series in 2003. ASU is scheduled to play 34 home games at Packard Stadium this year, including a current string of 25 straight from Feb. 24-Apr. 12. The Devils recorded their 800th career victory at Packard Stadium against Penn State (3/1) last year. Here is a look at how ASU has fared in home games dating back to 1998:

Arizona State in Home Games (1998-2004):

2004:	11-0
2003:	31-7
2002:	29-10
2001:	25-9-1
2000:	33-8
1999:	27-7
1998:	19-9
Total:	175-50-1

2004 ARIZONA STATE BASEBALL PRESEASON AWARDS

Baseball America Preseason All-Americans:

Jeff Larish - 1st team
Dustin Pedroia - 3rd team

Baseball America Preseason All-Pac-10:

Dustin Pedroia - Shortstop (Player of the Year)
Jeff Larish - Outfield
Jason Urquidez - Relief Pitcher

Baseball America Top Pac-10 Newcomers:

Colin Curtis - No. 4

Baseball America Top Pac-10 Prospects:

Jeff Larish - No. 1
Dustin Pedroia - No. 6

Baseball America Best Tools:

Dustin Pedroia - Best Defensive Shortstop (NCAA)
Dustin Pedroia - Best Defensive Shortstop (Pac-10)
Erik Averill - Best Control

Baseball America Top Transfers:

Jeff Mousser - No. 12

Baseball America's Fab 50 By Class:

Freshman:

Colin Curtis - No. 10
Pat Bresnehan - No. 27
Zechry Zinicola - No. 30

Sophomores:

Travis Buck - No. 30

Juniors:

Jeff Larish - No. 4
Dustin Pedroia - No. 36

Collegiate Baseball Preseason All-Americans:

Jeff Larish - 1st team
Dustin Pedroia - 1st team

NCBWA Preseason All-Americans:

Jeff Larish - 2nd team
Dustin Pedroia - 1st team

CollegeBaseballInsider.com All-Americans:

Jeff Larish - 1st team
Dustin Pedroia - 1st team

Street & Smith's College Baseball Preview:

Jeff Larish - Preseason Player of the Year



Sun Devil Baseball 2004

Welcome To College Baseball:

Going into the season, preseason prognosticators tabbed the Sun Devils as a young and inexperienced team. Having lost 12 players to the annual MLB draft and returning only two pitchers from the Pac-10's leading pitching staff, the Devils have had to look to several newcomers to become impact players. Through ASU's first 17 games, 14 newcomers and three redshirts have seen action.

Late Inning Heroics:

The Sun Devils opened the 2004 season with a bang, sweeping No. 18 Florida State for the first time in school history. ASU opened the series with a pair of games that some call the best back-to-back games in the history of Packard Stadium. The Devils scored two runs on a two-out, two-strike double off the bat of junior catcher Tuffy Gosewisch in the bottom of the ninth to win Friday's contest 2-1. The victory not only improved ASU to 26-2 in season openers dating back to 1977, but it also prevented the Devils from being shutout for the first time in 501 games (NCAA record). Not to be outdone, the Devils spotted FSU a 7-1 lead in Saturday's contest, before storming back and eventually scoring three runs in the bottom of the ninth to earn a 10-9 victory. The ninth-inning rally started with a two-out single from freshman Zechry Zinicola and a hit-by-pitch to junior college transfer Josh Asanovich. Freshman center fielder Colin Curtis tied the game with a double down the left field line and freshman first baseman Joe Persichina followed with a game-winning single to center field. ASU also earned a thrilling come-from-behind victory over No. 18 East Carolina (3/5), scoring five runs in the eighth inning to gain a 7-6 victory. Zinicola hit a game-winning two-run home run to seal the comeback victory.

A Long Awaited Debut For Urquidez:

Junior starting pitcher Jason Urquidez took a long patch to make his Sun Devil debut against Florida State (2/8)... but what a debut it was. Urquidez, a junior college transfer from Central Arizona College, struck out nine and allowed only one run in five innings to pick up the win and help the Devils to the series sweep. He improved to 3-0 with a complete-game, three-hitter against defending national champion Rice on Sunday. His effort earned him a clean sweep of the National Pitcher of the Year honors. After a victory over East Carolina last weekend, he is 5-0 with a 1.80 ERA with 28 strikeouts in 30.0 IP. Urquidez, a native of Simi Valley, Calif., first laid eyes on ASU in the summer of 2000 and signed his first NLI with the program in November 2000. A non-qualifier academically, Urquidez ended up at Central Arizona College and played two years under former Sun Devil catcher Clint Myers. Going 19-5 and winning a NJCAA National Championship during his career at CAC, Urquidez made his dream of playing in the Maroon and Gold a reality when arrived on campus last August.

Curtis and Persichina Enjoying Solid Freshman Seasons:

Center fielder Colin Curtis (Issaquah, Wash.) and first baseman Joe Persichina (Rolling Hills Estates, Calif.) have wasted little time making their mark during their first month as a Sun Devil. Through 17 games, Curtis is hitting .339 (19-for-56) with 16 runs scored, 16 RBI and four home runs. He has recorded at least one hit in 13 of 17 games. Persichina is coming off a perfect 5-for-5 weekend against East Carolina and is hitting .357 (15-for-42) with three doubles, one home run and eight RBI. Curtis, who is ranked by *Baseball America* as one of the top newcomers in the Pac-10, was a high school All-American at Issaquah High School and was named the Washington state co-Player of the Year. He was a 50th round draft choice of the Cincinnati Reds.

Friday Night Mousser:

Senior transfer Jeff Mousser had a memorable homecoming in the season opener against Florida State. Spending the first three years of his college career at BYU, Mousser, who prepped at Tempe's Marcos de Niza High School, limited FSU to only three hits and one run in seven solid innings in his Sun Devil debut. He picked up his first decision as a Sun Devil with a victory over UConn (2/27) behind five no-hit innings. In his five starts, Mousser is 1-0 with a 2.57 ERA. The right-hander combined for a 17-11 record at BYU with 181 strikeouts in 222.2 innings.

Sun Devils Picked To Finish Second in Pac-10:

The Sun Devils enter the season as the preseason pick to finish second in the Pac-10 in a poll of the league coaches. Stanford was picked first, while Arizona, USC and Washington round out the top five. ASU was also picked to finish second by *Collegiate Baseball* and third by *Baseball America*. Here is a look at the three preseason Pac-10 baseball polls:

Pac-10 Poll (Coaches)

1. Stanford
2. Arizona State
3. Arizona
4. USC
5. Washington
6. California
7. UCLA
8. Oregon State
9. Washington State

Collegiate Baseball

1. Stanford
2. Arizona State
3. USC
4. Arizona
5. Washington
6. UCLA
7. California
8. Oregon State
9. Washington State

Baseball America

1. Stanford
2. Arizona
3. Arizona State
4. California
5. USC
6. Washington
7. UCLA
8. Oregon State
9. Washington State

2004 Pac-10 Baseball

Team	Pac-10	Overall
Arizona State	0-0	15-2
Stanford	0-0	15-3
Washington State	0-0	11-3
Oregon State	0-0	10-4
UCLA	0-0	11-6
Washington	0-0	7-4-1
Arizona	0-0	9-6-1
California	0-0	10-12
USC	0-0	5-9

This Week in Pac-10 Baseball

Tue., March 9:

Nevada 7, California 5
UC Irvine 6, UCLA 0

Thur., March 11:

Arizona vs. TCU, 6 p.m.

Fri., March 12:

Arizona vs. Notre Dame, 3 p.m.
Tulane at Arizona State, 7 p.m.
California at North Carolina, 3 p.m.
Gonzaga at Oregon State, 3 p.m.
UCLA vs. Long Beach State, 3:30 p.m.
USC at Mississippi State, 4 p.m.
Loyola Marymount at UW, 6:30 p.m.

Sat., March 13:

Arizona vs. Penn State, 7 p.m.
Tulane at Arizona State, 1 p.m.
California at North Carolina, 1 p.m.
Gonzaga at Oregon State, 1 p.m.
UCLA vs. Nebraska, 3:30
USC at Mississippi State, 2 p.m.
Loyola Marymount at UW, 1 p.m.
WSU vs. Oral Roberts, 10 a.m.

Sun., March 14:

Tulane at Arizona State, 1 p.m.
California at North Carolina, 1 p.m.
Gonzaga at Oregon State, 1 p.m.
UCLA vs. Houston, Noon
USC at Mississippi State, 1:30 p.m.
Loyola Marymount at UW, 1 p.m.
WSU vs. UC Irvine, 10 a.m.

Mon., March 15:

WSU at Pepperdine, 2 p.m.

Upcoming Opponents

	vs. ASU	2004
Tulane	1-0	11-3
Oklahoma State	13-8	10-4
California	91-50	10-12
Washington	12-6	7-4-1
USC	84-85	5-9
Oral Roberts	4-0	10-3
UCLA	94-57	11-6
Washington State	26-5	11-3
Wichita State	10-7	3-0
New Mexico State	26-2	14-3
Oregon State	24-10	10-4
New Mexico	111-28	2-9-1
Arizona	185-219	9-6-1
Stanford	77-78	15-3



Sun Devil Baseball 2004

Murphy's Teams Know How To Score:

A true icon of the Pat Murphy system is scoring runs. The Sun Devils have done plenty of that since he arrived in 1995. ASU has led the NCAA in scoring in two of the last five years, averaging 11.32 runs per game in 1999, 10.97 runs per game in 2000 and finished second averaging 10.03 runs per game in 2003. The Devils paced the Pac-10 in 2001 and 2003, hitting at a .327 clip in 2001 and a .347 mark in 2003. ASU also led the nation in batting average with a team total of .356 in 1999 and fell just percentage points shy of matching that feat a second year in a row in 2000 with a .346 mark, trailing Stony Brook by one point. During Pat Murphy's 10 seasons at ASU, the Sun Devils have been a scoring machine with 5,129 runs in 556 games. During that stretch ASU has averaged 9.22 runs per game and scored in 554 of the 556 games. The Devils are hitting at an overall .331 clip during the Pat Murphy era. Below is an offensive team breakdown of Murphy's ASU teams:

Year	G	AB	R	H	HR	BA
1995	55	1939	395	595	35	.307
1996	56	2075	552	702	73	.338
1997	61	2252	540	735	56	.326
1998	64	2277	557	723	57	.318
1999	60	2199	679	782	67	.356
2000	59	2134	647	738	86	.346
2001	58	2049	479	669	33	.327
2002	58	1994	450	618	38	.310
2003	68	2471	682	858	80	.347
2004	17	574	148	184	18	.321
Totals	556	19,964	5,129	6,604	543	.331

Pedroia and Urquidez Named All-Tournament at Coca-Cola Classic:

Junior shortstop Dustin Pedroia and starting pitcher Jason Urquidez were both named to the Coca-Cola Spring Training Classic All-Tournament team over the weekend in Surprise. Pedroia hit .545 (6-for-11) in the three games against Cal State Northridge (13-3 win), Utah (11-0 win) and Oklahoma (6-0 loss). He also had two doubles, four walks and three RBI. Urquidez improved to 2-0 on the season with a dominating performance against Utah. ASU is now 5-1 all-time at Surprise Stadium in the Coca-Cola Classic.

A Record Breaking Season... 2003 in Review:

In addition to finishing in the top 10 in the NCAA in the four major statistical categories, the 2003 season also brought about a number of entries into the single-season record books. The 2003 team ranked third in runs scored (682), sixth in hits (858), fifth in doubles (160), second in RBI (630), third in walks (406), tied for third in batting average (.347), fifth in pitching shutouts (10) and third in ERA during the aluminum bat era (3.32). The 54 wins are the most by a Sun Devil squad since the 1988 team finished with 60 victories. ASU also set an NCAA record with 14 grand slams and extended its NCAA record consecutive games scoring streak to 501 games (dating back to April 7, 1995). Individually, several Sun Devils also had record-breaking seasons. Shortstop Dustin Pedroia became only the 22nd player with 100 hits and the 16th player to hit .400. He ranks fourth all-time with his 120 hits and 15th by hitting .404. He set an ASU and Pac-10 record with 34 doubles. First baseman Jeff Larish broke into the record books in several categories, including ranking fifth with 95 RBI and second with 78 walks. He broke the school record with four grand slams and tied the single-game records with nine RBI and four doubles. Jeremy West also tied the single-game records with nine RBI and three home runs.

Larish and Pedroia Bring Home Silver For Team USA:

Arizona State baseball players Jeff Larish and Dustin Pedroia completed a successful 2003 summer season with the USA Baseball National Team helping the Red, White and Blue to a silver medal in the Pan Am Games in Santo Domingo, Dominican Republic. Team USA lost to Cuba 3-1 in the gold medal game to end the summer season with a National Team record 27-2 record (.931). Pedroia and Larish become the ninth and 10th selections from Arizona State to represent the Red, White and Blue of USA Baseball. Pedroia was second on Team USA with 30 hits. He finished the summer hitting .294 (30-for-102) with 22 runs scored, five doubles, one home run and 12 RBI. Pedroia's stellar defense gained several standing ovations and earned him a place on the Pan Am Games All-Tournament team. Larish started all 29 games for Team USA, leading the team with 23 RBI and his eight home runs were the most by a Team USA player since they started using wood bats. Larish finished the summer hitting .255 (26-for-102) with three doubles and one triple.

Pedroia Joins .400 and 100 Hit Club:

Junior shortstop Dustin Pedroia joined a pair of elite clubs during his memorable sophomore season in 2003. Pedroia became only the 16th player to hit over .400 in a season dating back to the start of varsity baseball at ASU in 1959. With 120 hits, Pedroia also became only the 22nd player to join the 100-hit club. His 120 hits, which included a Pac-10 record 34 doubles and was highlighted by 41 multi-hit games, ranked as fourth most in ASU single-season history. Pedroia enters his junior season with 202 career hits and a .379 career batting average. He was only the 11th player in school history to have 100 hits and hit over .400 in the same season.

Travis Buck Hits For The Cycle:

As a freshman, current sophomore right fielder Travis Buck went 5-for-5 with seven RBI and hit for the cycle in ASU's 19-0 win over Southern Utah (3/7/03). He became only the seventh Sun Devil in recorded history to record the elusive cycle and became the first freshman in Pac-10 history to hit for the cycle. Buck capped his perfect night with a grand slam home run as part of an eight-run sixth inning to become ASU's first player to hit for the cycle since Mitch Jones on May 21, 2000 at Arizona. Buck, who was making only his second start in right field, had a single in the first, a double in the third and a triple in the fifth before connecting on his second home run of the year for the cycle. He also added a run-scoring single in the fourth and tied a career high with two stolen bases. He was named a freshman All-American by both *Collegiate Baseball* and *Baseball America*. He finished his freshman season hitting .326 (78-for-239) with 13 doubles and four home runs. Below is a list of ASU players who have hit for the cycle:

Travis Buck	March 7, 2003 vs. Southern Utah
Mitch Jones	May 21, 2000 vs. Arizona
Dan McKinley	April 1, 1997 vs. Grand Canyon
Antone Williamson	May 27, 1993 vs. George Mason
Kevin Higgins	May 1, 1988 vs. UCLA
Todd Brown	March 18, 1984 vs. USC
Paul Ray Powell	March 21, 1969 vs. Michigan

Devils Lead All Colleges in MLB Draft:

The Sun Devils had a record 12 players selected in the Major League Draft and had two more players sign free agent contracts. ASU led all major colleges with its 12 selections during the two-day, 50-round draft, setting a record during the Pat Murphy era (1995-P). Since the inception of the draft in 1965, ASU has had more players drafted (325) and more first-round draft picks (21) than any other college. The Devils also lead all colleges with 82 draft picks in the last 10 years.

Player	Team	Round	Overall
Andre Ethier, OF	Oakland A's	2nd	62
Beau Vaughan, RHP	Boston Red Sox	3rd	84
Jeremy West, C/DH	Boston Red Sox	7th	204
Steve Garabrants, 2B	Arizona Diamondbacks	9th	279
Ryan Schroyer, RHP	Minnesota Twins	11th	328
Bryce Kartler, LHP	New York Yankees	11th	334
Robbie McClellan, RHP	Kansas City Royals	12th	342
Ben Thurmond, RHP	San Francisco Giants	15th	453
Mark Sopko, RHP	Toronto Blue Jays	21st	620
Rod Allen, OF	Tampa Bay Devil Rays	22nd	638
Dennis Wyrick, 3B	Baltimore Orioles	23rd	674
Mike Guerrero	Arizona Diamondbacks	42nd	1266
Josh Perrault	Arizona Diamondbacks	Free Agent	
Jered Liebeck	Arizona Diamondbacks	Free Agent	

Pedroia Sets School and Pac-10 Doubles Record:

Shortstop Dustin Pedroia set the ASU and Pac-10 single-season record with 34 doubles in 2003. He tied the record of 30 set by Chris Bando in 1978 in the series opener vs. Oregon State (5/12/03) and broke the record with a first-inning double against Washington (5/13). Pedroia broke the Pac-10 record of 31 set by Washington State's Mike Kinkade in 1994 vs. Washington (5/18) with a shot down the left field line. Pedroia led the NCAA with 0.50 doubles per game and was only two doubles off the NCAA record of 36.



Sun Devil Baseball 2004

ASU And Team USA Connections:

Arizona State baseball has had a long-standing tradition of sending players to play for the USA Baseball National team during the summers. In a recent poll distributed by USA Baseball, ASU ranked No. 8 as a supplier to the National Team. With the selections of Jeff Larish and Dustin Pedroia to the 2003 team, ASU has now had nine players and 10 total selections on the Red, White and Blue for Team USA since 1984. ASU has also had at least one player on Team USA in five of the last six years. Pedroia and Larish helped Team USA to a silver medal in the 2003 Pan Am Games in Santo Domingo, Dominican Republic.

ASU Players on Team USA:

Oddibe McDowell	1984
Jim Austin	1990
Kaipo Spenser	1995
Willie Bloomquist	1998
Jon Switzer	2000
Casey Myers	2000
Mike Esposito	2001
Dustin Pedroia	2002, 2003
Jeff Larish	2003

Golden Spikes Common At Arizona State:

While Rickie Weeks of Southern was the recipient of the 2003 Golden Spikes award as the nation's top amateur baseball player, it should be noted that three Arizona State players have won the award. In addition to ASU, only Cal State Fullerton and Florida State have won three Golden Spikes Awards. Bob Horner, who was a standout at ASU from 1976-78, won the inaugural award in 1978. Oddibe McDowell, who was a member of the first Team USA baseball team to compete in an Olympics, won the award in 1984. Mike Kelly, who ranks second in ASU history with 46 home runs from 1989-91, won the award in 1991. In all, 12 players that have worn the Maroon and Gold have been named a Player of the Year for college baseball. Dustin Pedroia was one of 25 players named to the initial watch list for the 2003 award.

ASU Leader of the Pac-10 When It Comes to Player of the Week:

Arizona State has amassed 47 Pac-10 Pitchers of the Week and 74 Players of the Week since 1981. That total leads all Pac-10 member schools. Two pitchers (Jered Liebeck and Ryan Schroyer) and four position players (Dustin Pedroia, Jeremy West, Travis Buck, Andre Ethier) combined to earn seven Pac-10 weekly awards last year. Jason Urquidez (Feb. 24), Dustin Pedroia (Feb. 24) and Travis Buck (Mar. 2, Mar. 9) have each won weekly honors from the conference office this year.

Arizona State in Postseason Play:

The Sun Devil baseball program has created a dynasty in college baseball that has been matched by few. With 18 appearances in the College World Series, ASU ranks fifth for the most trips to Omaha. Arizona State has now advanced to the NCAA Tournament in 27 of the program's 45 varsity seasons (dating back to 1959), amassing an incredible 128-53 (.707) record. ASU's five National Championships rank as the second most of any NCAA school. In addition to ASU's five national championships, the Sun Devils have also turned in five second-place teams and three third-place finishes. Arizona State is 19-12 in the NCAA Tournament under ninth-year head coach Pat Murphy.

Sun Devil Baseball NCAA Tournament History:

NCAA Appearances	27	District 7 Titles	6
All-Time NCAA Record	128-53	Record in District 7	12-1
Regional Appearances	20	CWS Appearances	18
Regional Titles	13	CWS Titles	5
Record in Regionals	58-18	CWS Runners-up	5
Super Regional Record	1-2	CWS Third-Place Finishes	4
District 7 Appearances	6	Record at CWS	55-30 (.647)

NCAA Tournament Breakdown

NCAA Titles By School		College World Series Wins		NCAA Tournament Wins	
1. USC	12	1. USC	74	1. Texas	185
2. <i>Arizona State</i>	5	2. Texas	70	2. USC	170
Texas	5	3. <i>Arizona State</i>	55	3. Miami	147
4. LSU	4	4. Miami	44	4. Florida State	142
Miami	4	5. Oklahoma State	38	5. <i>Arizona State</i>	128
CWS Appearances		NCAA Tournament Appearances			
1. Texas	30	1. Texas	47		
2. USC	21	2. Florida State	41		
3. Miami	20	3. USC	35		
4. Oklahoma State	19	4. Oklahoma State	32		
5. <i>Arizona State</i>	18	Miami (Fla.)	32		
		9. <i>Arizona State</i>	27		

Media Information:

Baseball Contact: Jeff Evans
SID Phone: (480) 965-6592
Evans Cell: (480) 734-7791
Evans' Direct Line: (480) 965-6594
SID Fax: (480) 965-5408
Evans' E-Mail: jeff.evans@asu.edu
Website: www.TheSunDevils.com
Mailing Address:
 Carson Center Room 131
 Media Relations
 Arizona State University
 Tempe, AZ 85287-2505

Interviews:

All interviews with players and the coaching staff need to be cleared through the ASU media relations office and Jeff Evans. If you wish to talk to any Sun Devil player or head coach Pat Murphy, please contact Evans via the above information.

Media Guides:

Media guides will be available to working press only and can be purchased by fans at home games at Packard Stadium for \$7. Press guides will not be distributed to fans from the press box or the media relations office. The 2004 ASU Baseball Media Guide is also available online at www.thesundevils.com in .pdf format.

Game Notes and Statistics:

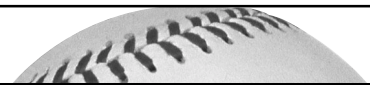
Game notes and statistics will be distributed to all working media and scouts on game days at Packard Stadium. Copies will also be made available in the press box. The statistics are for working press, scouts and coaches only. A complete statistical book containing box score, play-by-play and game notes will also be available in the press box for working media following each home game. All information will be made available to fans and ASU supporters through the school's official athletic website, www.TheSunDevils.com.

Live Stats/GameTracker:

While only certain games can be accessed by radio either through the internet or in the greater Phoenix area, every home game and selected road games can be tracked through live statistical updates on ASU's official website, www.TheSunDevils.com.



Sun Devil Baseball 2004



2003 ASU Hitting Leaders

Batting Average:

1. Dustin Pedroia	404
2. Jeremy West	381
3. Andre Ethier	377
4. Jeff Larish	372
5. Frank Mesa	364

Hits:

1. Dustin Pedroia	120
2. Andre Ethier	98
3. Jeff Larish	87
4. Travis Buck	78
5. Jeremy West	77

Runs Scored:

1. Dustin Pedroia	83
2. Jeff Larish	80
3. Andre Ethier	75

RBI:

1. Jeff Larish	95
2. Jeremy West	71
3. Andre Ethier	68

Doubles:

1. Dustin Pedroia	34
2. Jeff Larish	18
3. Steve Garrabrants	16
4. Andre Ethier	13
Steve Garrabrants	13

Triples:

1. Dennis Wyrick	4
Andre Ethier	4

Home Runs:

1. Jeff Larish	18
2. Jeremy West	17
3. Andre Ethier	10
4. Steve Garrabrants	8

2003 ASU Pitching Leaders

Earned Run Average:

1. Ryan Schroyer	1.53
2. Mark Sopko	2.30
3. Ben Thurmond	2.73
4. Jered Liebeck	2.88
5. Erik Averill	3.66

Wins:

1. Beau Vaughan	10
2. Ben Thurmond	8
Jered Liebeck	8
Erik Averill	8
5. Robbie McClellan	7

Batters Struck Out:

1. Beau Vaughan	105
2. Erik Averill	61
3. Ben Thurmond	58
4. Robbie McClellan	57
5. Jered Liebeck	54

Innings Pitched:

1. Beau Vaughan	92.1
2. Erik Averill	86.0
3. Ben Thurmond	79.0

2003 ASU Fielding Leaders

Errors:

1. Frank Mesa	12
2. Steve Garrabrants	10
3. Dennis Wyrick	9
4. Dustin Pedroia	8

Assists:

1. Dustin Pedroia	211
2. Steve Garrabrants	178
3. Frank Mesa	76

Putouts:

1. Jeff Larish	507
2. Tuffy Gosewisch	346
3. Joel Bocchi	159

How They Have Finished:

Arizona State has finished five seasons ranked in the top 10 in the final *Collegiate Baseball* national poll since 1990, ranking 7th of all college baseball programs. ASU has also finished in the top 12 in the nation in four of the last seven seasons. The schools with the most Top 10 *Collegiate Baseball* finishes are listed below:

1.	Florida State	13
2.	LSU	11
3.	Stanford	10
4.	Miami	9
5.	Clemson	8
6.	Cal State Fullerton	7
7.	Oklahoma State	5
7.	Wichita State	5
7.	USC	5
7.	Arizona State	5

Sustained Excellence:

In a recent ranking provided by BoydsWorld.com, the website dedicated to college baseball rankings and RPI, the Arizona State Baseball program ranked No. 9 in the nation for sustained excellence over the past three and five years. The ranking is a direct reflection of the strength of the recently departed recruiting class (the three-year ranking) or the strength of the program in general (the five-year ranking). The rankings are the result of a system of calculations designed to properly weight a team's winning percentage and strength of schedule, while taking inter-regional play into account. Over the last three years, ASU has combined to go 128-55 with a strength of schedule ranked 17th. Over the past five years, Murphy's squads have combined for an impressive 211-91 (.699) record and a strength of schedule listed as No. 24. The Sun Devils have advanced to the NCAA Tournament in six of the last seven years and have finished in the top 12 in the nation in four of those seven years.

Rank	ISR	D1		All		SoS	Team
		W	L	W	L		
1	125.5	249	84	249	84	2	Stanford
2	122.6	221	91	223	91	6	Cal State Fullerton
3	122.0	251	83	259	84	23	Rice
4	121.3	270	79	271	79	47	Florida State
5	120.0	195	99	213	105	7	Baylor
6	119.9	187	117	190	117	1	Southern California
7	119.9	215	105	225	108	10	Texas
8	119.5	221	87	237	90	34	Nebraska
9	119.2	206	90	211	91	24	Arizona State
10	118.9	222	104	226	107	15	Louisiana State

Success in the Classroom As Well As On The Field:

ASU has long enjoyed much success on the diamond, and with 18 College World Series appearances, it is known as one of the gems of college baseball. But academics, as well as on-field talent, has shown its true colors in the storied program. Pat Murphy's Sun Devil squads have produced four Academic All-Americans over the past five years (Willie Bloomquist, Mark Ernster, Jeff Phelps, Casey Myers), including Myers being named the Academic All-American for college baseball in 2000 and 2001. The four players honored as First-Team Academic All-Americans is the most by any college baseball program in the nation since 1995. Tuffy Gosewisch, Bryce Kartler and Nick Walsh all earned All-Pac-10 Academic Honorable Mention honors in 2003.

ASU Owns Pac-10 Player of the Year Award:

Since the old Pac-10 North (formerly Washington State, Washington, Oregon State, Portland State) and the Six-Pac joined to form the unified Pac-10 baseball conference in 1999, Arizona State has enjoyed much success with a combined 74-46 record in league play. Even more impressive is that in four of the five years a Sun Devil has won the annual Pac-10 Player of the Year award. Willie Bloomquist won the inaugural award in 1999, while Casey Myers took home the hardware in 2000 and 2001 to become only fourth player in Pac-10 history to win the award twice in a career. Dustin Pedroia shared the Pac-10 Player of the Year award with Stanford senior catcher Ryan Garko. In all, ASU has won 10 Pac-10 Player of the Year Awards dating back to 1978 (Myers (2), Bloomquist, Dustin Pedroia, Jacob Cruz, Paul Lo Duca, Linty Ingram, Oddibe McDowell, Alvin Davis, Mike Soddors) and two Pac-10 Pitchers of the Year (Noah Peery and Marc Barcelo).

Kings of the Draft:

Over the course of the last 10 years, no college baseball team even comes close to Arizona State for producing players for the annual major league draft. ASU has had 81 total players drafted dating back to 1994, including a modern record of 12 last year. Since the inception of the draft in 1965, ASU also leads all schools with 325 total draft picks and a record 21 first-round picks. Here is a look at the top colleges for producing players for the MLB draft in the last 10 years (1994-2003):

Arizona State	81
Miami (Fla.)	74
Cal State Fullerton	72
Long Beach State	66
Stanford	64
LSU	63
Texas A&M	63
USC	62
Rice	61
Wichita State	58



Sun Devil Baseball 2004

2004 Arizona State Baseball Game-by-Game Results

(15-2 Overall, 0-0 Pac-10, 11-0 Home, 1-0 Away, 3-2 Neutral, 8-0 Ranked Opponents)


Date	Opponent	W-L	Score	Att.	ASU Pitcher	Opp. Pitcher	Record	Notes
2/6	Florida State (#18)	W	2-1	3,078	Zinicola (1-0)	Lynch (1-1)	1-0	Gosewisch 2-out, 2-run double in B-9 wins game.
2/7	Florida State (#18)	W	10-9	3,220	Bresnehan (1-0)	Lynch (1-2)	2-0	Curtis 3x5, 4 RBI, HR. Devils score 3 in B-9.
2/8	Florida State (#18)	W	12-6	3,386	Urquidez (1-0)	Sauls (0-1)	3-0	Buck 3x3, 4 RBI. Urquidez 9 K's in 5.0 IP.
2/13	vs. CS Northridge^	W	13-3	868	Averill (1-0)	Hochgesang (0-1)	4-0	Pedroia 3x4, 2 2B. Curtis 3x4, 3 R.
2/14	vs. Utah^	W	11-0	813	Urquidez (2-0)	Mackay (0-1)	5-0	Pedroia 3x4, 3 R, 2 RBI. Urquidez 7 K's in 6.0 IP.
2/15	vs. Oklahoma^	L	0-6	1,370	Cassa (0-1)	Purcey (1-0)	5-1	NCAA record 506 game scoring streak ends!
2/16	Gonzaga	W	10-3	2,172	Bresnehan (2-0)	Monroe (0-1)	6-1	Pedroia 4-for-5, 3 2B. Bresnehan 7 K's in 5.0 IP.
2/20	vs. Lamar#	L	4-5	3,108	Zinicola (1-1)	Stutes (2-0)	6-2	Pedroia 3x5, HR. Lamar scores two in eighth.
2/21	vs. Memphis#	W	7-0	3,405	Cassa (1-1)	Hankins (0-1)	7-2	Cassa 9 K's, 1 H in 6.0 IP. Pedroia 3x4, 2 RBI.
2/22	at Rice# (#1)	W	3-1	3,604	Urquidez (3-0)	Niemann (0-1)	8-2	Urquidez 7 K's, 3 H in complete-game effort.
2/24	Arizona (#16)	W	4-0	2,748	Bordes (1-0)	Guyette (1-2)	9-2	Bordes 10 K's in 6.0 IP. Pedroia 3x4, 2 2B.
2/27	UConn	W	18-2	2,163	Mousser (1-0)	Hourigan (0-1)	10-2	Mousser 0 H, 5.0 IP. Cook 4x4, 2 2B, HR, 4 RBI.
2/28	UConn	W	16-5	2,385	Bresnehan (3-0)	James (0-1)	11-2	Buck 4x5, 4 2B, 4 RBI. Pedroia hits grand slam.
2/29	UConn	W	18-11	2,400	Urquidez (4-0)	Tucci (0-1)	12-2	Buck 5x5, 8 RBI, HR. Asanovich 2x2, 4 R, 4 RBI.
3/5	East Carolina (#18)	W	7-6	2,552	Andes (1-0)	Flye (1-1)	13-2	Zinicola 2-run HR in eighth caps comeback.
3/6	East Carolina (#18)	W	6-4	2,567	Urquidez (5-0)	Harrell (2-1)	14-2	Buck GW HR in 7th. Urquidez 4 K in 7.0 IP.
3/7	East Carolina (#18)	W	7-5	2,842	Andes (2-0)	Brooks (1-1)	15-2	Buck hits HR in 4th straight. Walsh 2x3, 3 RBI.
3/12	Tulane	7 p.m.						
3/13	Tulane	1 p.m.						
3/14	Tulane	1 p.m.						
3/16	Oklahoma State	7 p.m.						
3/17	Oklahoma State	7 p.m.						
3/19	California*	7 p.m.						
3/20	California*	1 p.m.						
3/21	California	1 p.m.						
3/26	Washington*	7 p.m.						
3/27	Washington*	1 p.m.						
3/28	Washington*	1 p.m.						
4/2	USC*	7 p.m.						
4/3	USC*	1 p.m.						
4/4	USC*	1 p.m.						
4/8	Oral Roberts	7 p.m.						
4/9	Oral Roberts	7 p.m.						
4/10	Oral Roberts	1 p.m.						
4/12	Arizona	7 p.m.						
4/16	at UCLA*	6 p.m.						
4/17	at UCLA*	1 p.m.						
4/18	at UCLA*	1 p.m.						
4/23	at Wash. State*	3 p.m.						
4/24	at Wash. State*	1 p.m.						
4/25	at Wash. State*	12 p.m.						
4/27	at Wichita State	7 p.m.						
4/28	at Wichita State	7 p.m.						
5/3	New Mexico State	7 p.m.						
5/4	New Mexico State	7 p.m.						
5/14	Oregon State*	7 p.m.						
5/15	Oregon State*	7 p.m.						
5/16	Oregon State*	1 p.m.						
5/18	at New Mexico\$	7 p.m.						
5/19	at New Mexico St.	6 p.m.						
5/21	at Arizona*	7 p.m.						
5/22	at Arizona*	7 p.m.						
5/23	at Arizona*	1 p.m.						
5/28	at Stanford*	6 p.m.						
5/29	at Stanford*	1 p.m.						
5/30	at Stanford*	1 p.m.						

* Pac-10 Game, ^ Coca-Cola Spring Training College Baseball Classic (Surprise, Ariz.)

Coca-Cola Rice Baseball Classic, \$ Played at Isotopes Ballpark



Sun Devil Baseball 2004



Arizona State Sun Devil Baseball Overall Statistics

Record: 15-2 Home: 11-0 Away: 1-0 Neutral: 3-2 Pac-10: 0-0

Player	AVG	GP-GS	AB	R	H	2B	3B	HR	RBI	TB	SLG%	BB	HBP	SO	GDP	OB%	SF	SH	SB-ATT	PO	A	E	FLD%
4 Travis Buck.....	.431	17-17	58	21	25	8	0	5	28	48	.828	19	4	10	3	.585	1	0	4-4	36	3	1	.975
2 Dustin Pedroia...	.423	17-17	71	27	30	10	0	3	16	49	.690	12	1	3	2	.512	0	1	2-3	22	42	4	.941
32 Chris Cook.....	.381	9-3	21	4	8	3	0	1	6	14	.667	0	1	4	1	.409	0	0	1-1	29	1	0	1.000
10 Joe Persichina...	.357	16-14	42	11	15	3	0	1	8	21	.500	9	4	5	1	.509	0	1	1-1	100	5	0	1.000
39 Tuffy Gosewisch..	.356	17-17	59	13	21	5	0	1	11	29	.492	8	0	10	1	.433	0	4	0-1	132	10	1	.993
9 Colin Curtis.....	.339	17-17	56	16	19	3	0	4	16	34	.607	15	3	14	3	.500	0	0	7-8	29	0	0	1.000
20 Nick Walsh.....	.333	14-8	27	7	9	1	0	0	5	10	.370	4	1	2	1	.424	1	3	0-0	18	13	1	.969
6 Seth Dhaenens....	.267	14-6	15	9	4	1	0	0	2	5	.333	13	0	3	2	.607	0	2	0-2	6	14	1	.952
11 Jeff Larish.....	.265	17-17	68	10	18	7	0	1	16	28	.412	15	0	17	0	.388	2	0	0-2	26	0	0	1.000
37 Zechry Zinicola..	.250	7-5	20	5	5	0	0	2	8	11	.550	4	1	6	1	.400	0	0	0-0	1	2	1	.750
15 Josh Asanovich...	.243	13-10	37	7	9	3	0	0	9	12	.324	3	3	4	1	.341	1	0	0-0	21	27	4	.923
19 Joel Bocchi.....	.222	11-7	27	5	6	1	0	0	3	7	.259	6	4	6	0	.432	0	0	0-0	10	0	0	1.000
16 Nick Cadena.....	.217	13-2	23	4	5	0	0	0	1	5	.217	1	0	3	0	.250	0	0	1-1	1	0	0	1.000
14 Frank Mesa.....	.206	14-11	34	5	7	1	0	0	4	8	.235	5	1	10	3	.325	0	0	0-1	7	14	2	.913

17 Ryan McKenna.....	.300	10-2	10	3	3	1	1	0	3	6	.600	2	0	3	0	.417	0	0	0-0	1	0	0	1.000
60 Garrett Schoenber	.000	4-0	3	0	0	0	0	0	0	0	.000	0	0	1	0	.000	0	0	0-0	9	0	0	1.000
26 Pat Cassa.....	.000	3-0	1	0	0	0	0	0	0	0	.000	0	0	0	0	.000	0	0	0-0	3	4	0	1.000
50 Travis Webb.....	.000	1-0	1	0	0	0	0	0	0	0	.000	0	0	1	0	.000	0	0	0-0	1	1	0	1.000
51 Joe Cosentino....	.000	1-0	1	0	0	0	0	0	0	0	.000	0	0	0	0	.000	0	0	0-0	0	0	0	.000
49 Brett Bordes.....	.000	1-0	0	1	0	0	0	0	0	0	.000	0	0	0	0	.000	0	0	0-0	0	1	0	1.000
Totals.....	.321	17-17	574	148	184	47	1	18	136	287	.500	116	23	102	19	.450	5	11	16-24	456	151	18	.971
Opponents.....	.221	17-17	548	71	121	15	4	13	65	183	.334	74	10	145	13	.322	4	11	9-16	421	169	26	.958

LOB - Team (160), Opp (121). DPs turned - Team (18), Opp (23). CI - Team (1), Gosewisch 1. IBB - Team (8), Buck 2, Pedroia 2, Larish 2, Bocchi 1, Gosewisch 1. Picked off - Pedroia 1, Buck 1.

(All games Sorted by Earned run avg)

Player	ERA	W-L	APP	GS	CG	SHO/CBO	SV	IP	H	R	ER	BB	SO	2B	3B	HR	AB	B/Avg	WP	HBP	BK	SFA	SHA
40 Pat Bresnehan....	1.69	3-0	8	0	0	0/1	3	16.0	8	5	3	9	21	2	0	0	50	.160	1	2	0	0	0
34 Jason Urquidez...	1.80	5-0	5	5	1	0/1	0	30.0	20	7	6	11	28	1	0	3	104	.192	0	1	0	0	0
35 Jeff Mousser.....	2.57	1-0	5	5	0	0/0	0	28.0	18	10	8	11	15	2	1	1	91	.198	1	2	0	3	4
26 Pat Cassa.....	3.05	1-1	5	3	0	0/1	1	20.2	16	9	7	7	19	2	1	2	76	.211	0	1	0	0	0
37 Zechry Zinicola..	3.60	1-1	5	1	0	0/0	1	10.0	10	5	4	5	12	2	1	0	39	.256	0	1	1	1	2
45 Erik Averill.....	4.67	1-0	7	1	0	0/0	0	17.1	14	11	9	7	13	3	1	1	66	.212	1	1	1	0	3

21 Quentin Andes....	3.86	2-0	5	0	0	0/0	1	7.0	6	3	3	7	9	0	0	2	25	.240	0	0	0	0	1
50 Travis Webb.....	5.40	0-0	2	0	0	0/1	0	1.2	1	1	1	4	3	0	0	0	6	.167	0	0	0	0	0
47 Ty Marotz.....	6.75	0-0	5	0	0	0/1	0	5.1	7	4	4	2	6	1	0	2	23	.304	0	0	0	0	0
41 Josh Blake.....	7.36	0-0	5	0	0	0/1	1	7.1	11	8	6	4	4	0	0	0	33	.333	1	1	0	0	0
49 Brett Bordes.....	8.31	1-0	3	2	0	0/1	0	8.2	10	8	8	7	15	2	0	2	35	.286	0	1	1	0	1
Totals.....	3.49	15-2	17	17	1	3/3	7	152.0	121	71	59	74	145	15	4	13	548	.221	4	10	3	4	11
Opponents.....	7.89	2-15	17	17	0	1/1	0	140.1	184	148	123	116	102	47	1	18	574	.321	18	23	4	5	11

PB - Team (0), Opp (4). Pickoffs - Team (0), Opp (1). SBA/ATT - Gosewisch (9-16), Urquidez (3-5), Cassa (2-4), Bresnehan (1-3), Mousser (2-2), Bordes (1-2).



Sun Devil Baseball 2003



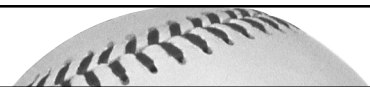
Arizona State Sun Devil Baseball Fielding Statistics

2004 Arizona State Sun Devil Baseball
Overall Statistics for Arizona State (as of Mar 08, 2004)
(All games Sorted by Fielding pct)

Player	C	PO	A	E	FLD%	DPs	SBA	CSB	SBA%	PB	CI
10 Joe Persichina...	105	100	5	0	1.000	10	0	0	---	0	0
32 Chris Cook.....	30	29	1	0	1.000	4	0	0	---	0	0
9 Colin Curtis.....	29	29	0	0	1.000	0	0	0	---	0	0
11 Jeff Larish.....	26	26	0	0	1.000	0	0	0	---	0	0
19 Joel Bocchi.....	10	10	0	0	1.000	0	0	0	---	0	0
60 Garrett Schoenber	9	9	0	0	1.000	0	0	0	---	0	0
26 Pat Cassa.....	7	3	4	0	1.000	0	2	2	.500	0	0
41 Josh Blake.....	2	1	1	0	1.000	0	0	0	---	0	0
50 Travis Webb.....	2	1	1	0	1.000	0	0	0	---	0	0
21 Quentin Andes....	2	0	2	0	1.000	0	0	0	---	0	0
47 Ty Marotz.....	1	0	1	0	1.000	0	0	0	---	0	0
16 Nick Cadena.....	1	1	0	0	1.000	0	0	0	---	0	0
49 Brett Bordes.....	1	0	1	0	1.000	0	1	1	.500	0	0
17 Ryan McKenna.....	1	1	0	0	1.000	0	0	0	---	0	0
39 Tuffy Gosewisch..	143	132	10	1	.993	2	9	7	.563	0	1
4 Travis Buck.....	40	36	3	1	.975	1	0	0	---	0	0
20 Nick Walsh.....	32	18	13	1	.969	5	0	0	---	0	0
6 Seth Dhaenens....	21	6	14	1	.952	1	0	0	---	0	0
2 Dustin Pedroia...	68	22	42	4	.941	12	0	0	---	0	0
15 Josh Asanovich...	52	21	27	4	.923	7	0	0	---	0	0
14 Frank Mesa.....	23	7	14	2	.913	3	0	0	---	0	0
35 Jeff Mousser.....	7	2	4	1	.857	1	2	0	1.000	0	0
34 Jason Urquidez...	5	0	4	1	.800	1	3	2	.600	0	0
37 Zechry Zinicola..	4	1	2	1	.750	0	0	0	---	0	0
45 Erik Averill.....	4	1	2	1	.750	0	0	0	---	0	0
51 Joe Cosentino....	0	0	0	0	.000	0	0	0	---	0	0
40 Pat Bresnehan....	0	0	0	0	.000	0	1	2	.333	0	0
Totals.....	625	456	151	18	.971	18	9	7	.563	0	1
Opponents.....	616	421	169	26	.958	23	16	8	.667	4	0



Sun Devil Baseball 2004



Arizona State Sun Devil Baseball Statistics Summary

Inning-by-inning summary:

	1	2	3	4	5	6	7	8	9	Total
	--	--	--	--	--	--	--	--	--	-----
Arizona State	28	13	25	14	20	11	8	24	5	148
Opponents	9	6	7	7	6	14	7	7	8	71

Win-loss summary:

	W	L	T	Pct
	--	--	--	----
Total	15	2	0	.882
Conference	0	0	0	.000
Non-Conf	15	2	0	.882
Home	11	0	0	1.000
Away	1	0	0	1.000
Neutral	3	2	0	.600
Day	7	2	0	.778
Night	8	0	0	1.000
vs Left	3	1	0	.750
vs Right	12	1	0	.923
1-Run games	3	1	0	.750
2-Run games	3	0	0	1.000
5+Run games	7	1	0	.875
Extra inns	0	0	0	.000
Shutouts	3	1	0	.750

General summary:

Current winning streak : 9

Longest winning streak : 9

Longest losing streak : 1

Home attendance : 29522 (11 dates avg = 2683)

Away attendance : 13192 (6 dates avg = 2198)

Total attendance: 42714 (17 dates avg = 2512)



Sun Devil Baseball 2003



Arizona State Sun Devil Baseball Team Game-by-Game

Batting (All games)

Date	Opponent	AB	R	H	RBI	2B	3B	HR	BB	IBB	SB	CS	HBP	SAC	SF	GDP	K	PO	A	E	Avg
Feb 06, 2004	Florida State	35	2	7	2	5	0	0	5	1	1	0	0	0	0	0	7	27	10	0	.200
Feb 07, 2004	Florida State	38	10	12	10	2	0	1	3	0	0	0	3	0	1	1	6	27	10	0	.260
Feb 08, 2004	Florida State	35	12	10	12	6	0	0	15	2	3	0	1	0	0	0	5	27	6	1	.269
Feb 13, 2004	vs CS Northridge	37	13	13	9	7	0	0	11	1	1	0	2	1	0	1	5	27	11	3	.290
Feb 14, 2004	vs Utah	34	11	12	9	1	0	0	8	0	1	1	2	0	0	3	8	27	9	0	.302
Feb 15, 2004	vs Oklahoma	30	0	4	0	0	0	0	4	0	0	0	0	0	0	0	8	27	8	1	.278
Feb 16, 2004	Gonzaga	34	10	12	8	4	0	0	4	0	2	0	1	0	1	0	5	27	6	4	.288
Feb 20, 2004	vs Lamar	32	4	9	2	1	0	1	4	0	2	1	4	0	0	3	9	24	10	2	.287
Feb 21, 2004	vs Memphis	33	7	9	6	2	0	2	4	0	1	0	1	1	0	0	9	27	9	0	.286
Feb 22, 2004	at Rice	27	3	5	3	1	0	1	4	0	0	2	1	1	1	1	6	27	9	2	.278
Feb 24, 2004	Arizona	30	4	9	4	2	0	0	9	1	0	2	0	1	0	1	7	27	6	1	.279
Feb 27, 2004	Connecticut	45	18	21	18	3	1	2	6	0	0	0	3	0	0	2	7	27	10	0	.300
Feb 28, 2004	Connecticut	38	16	17	16	6	0	3	11	1	0	0	1	1	0	1	2	27	9	1	.312
Feb 29, 2004	Connecticut	37	18	15	17	2	0	2	10	0	2	0	4	0	0	1	5	27	11	1	.320
Mar 05, 2004	East Carolina	30	7	9	7	0	0	3	3	0	0	0	0	0	0	3	7	27	10	1	.318
Mar 06, 2004	East Carolina	27	6	7	6	2	0	2	5	0	2	1	0	3	1	1	4	27	7	1	.315
Mar 07, 2004	East Carolina	32	7	13	7	3	0	1	10	2	1	1	0	3	1	1	2	27	10	0	.321
Totals		574	148	184	136	47	1	18	116	8	16	8	23	11	5	19	102	456	151	18	.321

Pitching (All games)

Date	Opponent	IP	H	R	ER	BB	SO	2B	3B	HR	WP	BK	HBP	DP	IBB	Score	W-L	SV	ERA
Feb 06, 2004	Florida State	9.0	4	1	1	2	5	0	0	0	0	0	0	0	0	2-1	1-0	0	1.00
Feb 07, 2004	Florida State	9.0	11	9	9	8	7	2	0	4	0	1	1	1	0	10-9	2-0	0	5.00
Feb 08, 2004	Florida State	9.0	9	6	4	11	17	0	0	0	0	0	0	2	0	12-6	3-0	1	4.67
Feb 13, 2004	vs CS Northridge	9.0	4	3	1	1	9	1	0	0	0	0	2	1	0	13-3	4-0	1	3.75
Feb 14, 2004	vs Utah	9.0	5	0	0	3	11	0	0	0	0	0	0	1	0	11-0	5-0	1	3.00
Feb 15, 2004	vs Oklahoma	9.0	9	6	6	3	7	0	1	1	0	0	0	0	0	0-6	5-1	1	3.50
Feb 16, 2004	Gonzaga	9.0	11	7	5	3	13	2	1	0	0	0	1	0	0	10-7	6-1	2	3.71
Feb 20, 2004	vs Lamar	8.0	9	5	5	2	4	2	0	1	1	0	0	1	0	4-5	6-2	2	3.93
Feb 21, 2004	vs Memphis	9.0	2	0	0	2	9	0	0	0	0	0	0	0	0	7-0	7-2	3	3.49
Feb 22, 2004	at Rice	9.0	3	1	1	2	7	0	0	0	0	0	0	0	0	3-1	8-2	3	3.24
Feb 24, 2004	Arizona	9.0	3	0	0	4	15	0	0	0	0	1	1	1	0	4-0	9-2	4	2.94
Feb 27, 2004	Connecticut	9.0	3	2	2	11	7	1	0	0	0	0	1	3	0	18-2	10-2	4	2.86
Feb 28, 2004	Connecticut	9.0	7	5	1	8	10	3	0	0	1	0	1	1	0	16-5	11-2	4	2.72
Feb 29, 2004	Connecticut	9.0	16	11	10	4	7	2	1	2	1	1	0	1	0	18-11	12-2	4	3.24
Mar 05, 2004	East Carolina	9.0	10	6	6	5	4	2	1	1	1	0	0	0	0	7-6	13-2	5	3.43
Mar 06, 2004	East Carolina	9.0	6	4	3	3	6	0	0	2	0	0	1	1	0	6-4	14-2	6	3.40
Mar 07, 2004	East Carolina	9.0	9	5	5	2	7	0	0	2	0	0	2	0	0	7-5	15-2	7	3.49
Totals		152.0	121	71	59	74	145	15	4	13	4	3	10	13	0	148-71	15-2	7	3.49



Sun Devil Baseball 2004

Home Runs and Misc. Hitting Breakdown:

Player	Total	Multi-Hit Games				Multi RBI	HR Total	Home Run Breakdown						Last Home Run
		2	3	4	5+			H	A	Solo	2	3	GS	
Josh Asanovich	1	1	0	0	0	2	0	0	0	0	0	0	0	None
Joel Bocchi	1 (9)	1	0	0	0	1	0 (2)	0	0	0	0	0	0	2/8/03 vs. BYU
Travis Buck	5 (27)	1	2	1	1	7	5 (9)	4	1	2	3	0	0	3/7/04 vs. ECU
Nick Cadena	1 (7)	0	1	0	0	0	0 (6)	0	0	0	0	0	0	5/19/02 vs. USC
Chris Cook	2	1	0	1	0	2	1	1	0	0	1	0	0	2/27/04 vs. UConn
Colin Curtis	4	2	2	0	0	5	4	3	1	1	2	1	0	2/28/04 vs. UConn
Seth Dhaenens	1	1	0	0	0	0	0	0	0	0	0	0	0	None
Tuffy Gosewisch	6 (21)	4	2	0	0	4	1 (3)	1	0	1	0	0	0	3/5/04 vs. ECU
Taylor Holiday	0	0	0	0	0	0	0	0	0	0	0	0	0	None
Jeff Larish	4 (43)	3	0	0	0	5	1 (22)	1	0	0	1	0	0	2/29/04 vs. UConn
Ryan McKenna	1 (8)	1	0	0	0	1	0 (1)	0	0	0	0	0	0	4/1/02 at UNLV (Pinch-Hit)
Frank Mesa	1 (14)	0	0	0	0	0	0 (1)	0	0	0	0	0	0	2/7/03 vs. BYU
Dustin Pedroia	8 (76)	2	5	1	0	5	3 (8)	2	1	2	0	0	1	3/6/04 vs. ECU
Joe Persichina	4	2	2	0	0	1	1	0	1	1	0	0	0	2/21/04 vs. Memphis
Nick Walsh	1 (17)	1	0	0	0	1	0 (1)	0	0	0	0	0	0	4/13/01 vs. Washington State
Zechry Zinicola	1	1	0	0	0	2	2	2	0	0	2	0	0	3/5/04 vs. ECU
Team Totals	41	23	14	3	1	36	18	14	4	7	8	2	1	Buck (3/7 vs. ECU)

(career in parenthesis)

Lineup Card - Record Breakdown:

- 1 - Pedroia (15-2)
- 2 - Buck (13-2), Larish (2-0)
- 3 - Larish (13-2), Buck (2-0)
- 4 - Gosewisch (2-0), Cadena (2-0), Bocchi (5-2), Zinicola (5-0), McKenna (1-0)
- 5 - Mesa (5-0), Gosewisch (2-1), Cook (0-1), Curtis (8-0)
- 6 - Asanovich (1-0), McKenna (1-0), Curtis (1-1), Gosewisch (3-1), Persichina (7-0), Cook (2-0)
- 7 - Persichina (1-1), Asanovich (2-0), Curtis (4-1), Gosewisch (8-0)
- 8 - Curtis (2-0), Persichina (1-0), Asanovich (4-2), Dhaenens (3-0), Mesa (2-0), Walsh (3-0)
- 9 - Walsh (5-0), Persichina (4-0), Mesa (3-1), Dhaenens (2-1), Asanovich (1-0)

Starters By Position Breakdown:

- C** - Gosewisch (17)
1B - Persichina (14), Cook (3)
2B - Asanovich (10), Walsh (7)
3B - Mesa (11), Dhaenens (6)
SS - Pedroia (17)
LF - Larish (17)
CF - Curtis (17)
RF - Buck (17)
DH - Bocchi (7), Walsh (1), McKenna (2), Cadena (2), Zinicola (5)
P - Mousser (5), Bordes (2), Urquidez (5), Averill (1), Cassa (2), Zinicola (1)

Attendance

Home Attendance: 29,522 (11 games; 2,683 Avg.)
Total Attendance: 42,714 (17 dates)
Overall Average Attendance: 2,512

Sun Devils Record When They Score:

Runs	0	1	2	3	4	5	6	7	8	9	10+
W-L	0-1	0-0	1-0	1-0	1-1	0-0	1-0	3-0	0-0	0-0	8-0

Sun Devils Record When Opponent Scores:

Runs	0	1	2	3	4	5	6	7	8	9	10+
W-L	3-0	2-0	1-0	1-0	1-0	2-1	2-1	1-0	0-0	1-0	1-0

Score By Innings In All Games:

Inning	1	2	3	4	5	6	7	8	9	Ex	Total
ASU	28	13	25	14	20	11	8	24	5	-	148
Opp.	9	6	7	7	6	14	7	7	8	-	71

Score By Innings In Pac-10 Games:

Inning	1	2	3	4	5	6	7	8	9	Ex	Total
ASU	0	0	0	0	0	0	0	0	0	0	0
Opp.	0	0	0	0	0	0	0	0	0	0	0

Hitting Streaks:

Player	2004 Longest	Career Long	Current Streak
Josh Asanovich	3	3	2
Joel Bocchi	2	5	0
Travis Buck	6	7	6
Nick Cadena	1	4	0
Chris Cook	2	2	0
Colin Curtis	9	9	1
Seth Dhaenens	1	1	1
Tuffy Gosewisch	6	8	1
Taylor Holiday	0	0	0
Jeff Larish	8	17	8
Ryan McKenna	1	7	0
Frank Mesa	2	6	1
Dustin Pedroia	10	22	0
Joe Persichina	3	3	2
Garrett Schoenberger	0	1	0
Nick Walsh	5	8	2
Zechry Zinicola	3	3	3



Sun Devil Baseball 2004

Sun Devil Baseball's Record in 2004 When...

(Through 17 Games of 2004 Season)

Overall	15-2
At Packard Stadium	11-0
Playing on the Road	1-0
at Neutral Site	3-2
Day Games	7-2
Night Games	8-0

Scoring 0-4 Runs	3-2
Scoring 5-9 Runs	4-0
Scoring 10-19 Runs	8-0
Scoring 20+ Runs	0-0

Opp. 5 or less runs	10-1
Opp. 6 or more runs	5-1

ASU Scores First	11-1
Opp. Scores First	4-1
Scoring in 1st Inning	9-1

Leading After 6 Innings	11-0
Trailing After 6 Innings	3-1
Tied After 6 Innings	1-1

Leading After 7 Innings	12-0
Trailing After 7 Innings	3-1
Tied After 7 Innings	0-1

Leading After 8 Innings	13-0
Trailing After 8 Innings	2-2
Tied After 8 Innings	0-0

Last At-Bat Wins	3
After a Win	12-2
After a Loss	2-0

Collecting 1-3 Hits	0-0
Collecting 4-6 Hits	1-1
Collecting 7-9 Hits	5-1
Collecting 10+ Hits	8-0
Collecting 20+ Hits	1-0

Out-Hitting Opponent	13-0
Out-Hit by Opponent	2-1
Hits are Tied	0-1

ASU is Errorless	6-0
ASU Makes 1 Error	6-1
ASU Makes 2+ Errors	3-1

ASU Starter Gets Decision	8-1
Bullpen Gets Decision	7-1

ASU Hits 0 Home Runs	6-1
ASU Hits 1 Home Run	3-1
ASU Hits Multiple HR	6-0

vs. LHP Starters	3-1
vs. RHP Starters	12-1

In Extra Innings	0-0
Doubleheaders	0-0

vs. Non-Conference	15-2
Non-Conference Home	11-0
Non-Conference Away	1-0
Non-Conference Neutral	3-2

vs. Pac-10 (League Games Only)	0-0
Pac-10 Home	0-0
Pac-10 Away	0-0

Vs. Ranked Opponents*	8-0
Vs. Top 10 Opponents*	1-0
Vs. Unranked Teams*	7-2

*Top 30 ranking at time played.

VS. PAC-10 SCHOOLS

Arizona	1-0
California	0-0
Oregon State	0-0
Stanford	0-0
UCLA	0-0
USC	0-0
Washington	0-0
Washington State	0-0
Overall vs. Pac-10	1-0

DAYS OF THE WEEK

Monday	1-0
Tuesday	1-0
Wednesday	0-0
Thursday	0-0
Friday	4-1
Saturday	5-0
Sunday	4-1

MONTHS OF THE YEAR

February	12-2
March	3-0
April	0-0
May	0-0
June	0-0

UNIFORMS

White Home	2-0
Throwback Home	13-1
Gray Sleeveless	0-1
Black Shoes	13-1
White Shoes	2-1

PITCHING

Mousser Starts	4-1
Bordes Starts	2-0
Urquidez Starts	5-0
Averill Starts	1-0
Cassa Starts	2-1
Zinicola Starts	1-0

Starter Goes Less Than 5	5-1
Starter Goes 5+	10-1

MISC. HITTING

Larish Records Hit	12-2
Larish Hits HR	1-0
Pedroia Records Hit	14-1
Pedroia Multi-Hit Game	7-1
Buck Records Hit	13-0
Buck Multi-Hit Game	5-0
TV Games	1-0
Radio Games	5-1

Longest Win Streak	9
Longest Losing Streak	1
Last Five Games	5-0
Last 10 Games	9-1
Last 15 Games	13-2
Last 20 Games	15-2
Current Streak	W-9

Largest Winning Margin	16
Largest Losing Margin	6

vs. Teams .500 or better	11-2
vs. Teams worse than .500	3-0

LEADING OFF

Pedroia Leads Off	15-2
Walsh Leads Off	0-0



Sun Devil Baseball 2004

Sun Devil Baseball Team and Player Superlatives

(Through 17 Games of 2004 Season)

2004 Arizona State Team Superlatives

TEAM BATTING

Most At-Bats:	45	UConn (2/27)
Fewest At-Bats:	27	Rice (2/22)
Most Runs (Game):	18 - 2x	UConn (2/29)
Most Runs (Inning):	7 (3rd)	UConn (2/27)
Most Runs (1st Inning):	7	Gonzaga (2/16)
Fewest Runs (Game):	0	Oklahoma (2/15)
Most Hits (Game):	21	UConn (2/27)
Fewest Hits (Game):	4	Oklahoma (2/15)
RBI:	18	UConn (2/27)
Doubles:	6 - 3x	UConn (2/28)
Triples:	1	UConn (2/27)
Home Runs:	3 - 2x	ECU (3/5)
Total Bases:	32 - 2x	UConn (2/28)
Walks:	15	FSU (2/8)
Most Strikeouts:	9	Memphis (2/21)
Fewest Strikeouts:	2	UConn (2/28)
Sacrifice Bunts:	3 - 2x	ECU (3/7)
Sacrifice Flies:	1 - 5x	ECU (3/6)
Stolen Bases:	3	FSU (2/8)
Left on Base:	15 - 2x	ECU (3/7)
Hit into DP:	3 - 2x	ECU (3/5)
Hit by Pitches:	4 - 2x	UConn (2/29)

TEAM FIELDING

Most Putouts:	27 - 16x	ECU (3/7)
Most Assists:	11	CSUN (2/13)
Most Errors:	4	Gonzaga (2/16)
DPs Turned:	3 - 3x	UConn (2/28)

TEAM PITCHING

Most Runs Allowed:	11	UConn (2/29)
Fewest Runs Allowed:	0 - 2x	Memphis (2/21)
Most Hits Allowed:	16	UConn (2/29)
Fewest Hits Allowed:	2	Memphis (2/21)
Most Strikeouts:	17	FSU (2/8)
Fewest Strikeouts:	4	ECU (3/5)
Most Walks:	11 - 2x	UConn (2/27)
Fewest Walks:	1	CSUN (2/13)
Hit-by-Pitches:	2	CSUN (2/13)
Wild Pitchers:	1 - 3x	UConn (2/29)
Balks:	1 - 3x	UConn (2/29)
Home Runs Allowed:	4	FSU (2/7)
Most Pitchers Used:	5 - 3x	ECU (3/7)

MISCELLANEOUS

Consecutive Wins:	9	Current
Consecutive Losses:	1	---
Home Wins In a Row:	11 (19 overall)	Current
Road Wins In a Row:	2	2/13-2/14
Longest Game:	3:29	FSU (2/8)
Shortest Game:	2:25	Memphis (2/21)
Most Innings:	9.0 - 17x	ECU (3/7)
Largest Home Attendance:	3,386	FSU (2/8)
Largest Road Attendance:	3,604	Rice (2/22)
Largest Overall Attendance:	3,386	FSU (2/8)
Largest 3-Game Home Attendance:	9,693	FSU (2/6-8)

2004 Arizona State Player Superlatives

INDIVIDUAL BATTING

At-Bats:	6	last Cadena (2/29 vs. UConn)
Runs:	4	Dhaenens (2/29 vs. UConn)
Hits:	5	Buck (2/29 vs. UConn)
RBI:	8	Buck (2/29 vs. UConn)
Doubles:	4	Buck (2/29 vs. UConn)
Triples:	1	McKenna (2/27 vs. UConn)
Home Runs:	1 - 18x	last Buck (3/7 vs. ECU)
Grand Slams:	1	Pedroia (2/28 vs. UConn)
Total Bases:	9	Cook (2/27 vs. UConn)
Walks:	3	last Curtis (2/28 vs. UConn)
Strikeouts:	3	last Gosewisch (3/5 vs. ECU)
Hit By Pitch:	2 - 2x	last Asanovich (2/29 vs. UConn)
Sacrifice Flies:	1	last Walsh (3/7 vs. ECU)
Sacrifice Bunts:	2	Gosewisch (3/7 vs. ECU)
Stolen Bases:	2	Curtis (2/20 vs. Lamar)
Caught Stealing:	1	last Dhaenens (3/7 vs. ECU)
Runners LOB:	6	Curtis (3/7 vs. ECU)

INDIVIDUAL FIELDING

Putouts:	16	Gosewisch (2/8 vs. FSU)
Assists (INF):	5	last Pedroia (2/7 vs. FSU)
Assists (OF):	1 - 3x	last Buck (3/6 vs. ECU)
Errors:	2	Pedroia (2/20 vs. Lamar)
Passed Balls:	None	---

INDIVIDUAL PITCHING

Innings Pitched:	9.0	Urquidez (2/22 vs. Rice)
Runs Allowed:	6	Bordes (2/7 vs. FSU)
Walks:	5	Mousser (3/5 vs. ECU)
Strikeouts:	10	Bordes (2/24 vs. Arizona)
Hits Allowed (S):	6 - 2x	Mousser (2/20 vs. Lamar)
Fewest Hits (S):	0	Mousser (2/27 vs. UConn)
Wild Pitches:	1 - 3x	Averill (3/5 vs. ECU)
Hit Batters:	2	Mousser (2/13 vs. CSUN)
Balks:	1 - 3x	Zinicola (2/29 vs. UConn)

Runners in Scoring Position

Player	Avg	AB	H	RBI
Chris Cook	.750	4	3	6
Joel Bocchi	.500	8	4	3
Nick Walsh	.444	9	4	5
Travis Buck	.440	25	11	21
Tuffy Gosewisch	.400	20	8	10
Colin Curtis	.333	21	7	13
Dustin Pedroia	.320	25	8	14
Joe Persichina	.300	20	6	7
Zechry Zinicola	.300	10	3	6
Ryan McKenna	.286	7	2	3
Seth Dhaenens	.286	7	2	2
Jeff Larish	.265	34	9	16
Frank Mesa	.200	15	3	4
Nick Cadena	.200	10	2	1
Josh Asanovich	.188	16	3	9
Totals	.325	231	75	120

Bases Loaded

Player	Avg	AB	H	RBI
Joel Bocchi	1.000	1	1	2
Travis Buck	.833	6	5	11
Tuffy Gosewisch	.667	6	4	8
Dustin Pedroia	.500	4	2	6
Josh Asanovich	.400	5	2	7
Jeff Larish	.400	5	2	4
Joe Persichina	.333	3	1	4
Frank Mesa	.333	3	1	2
Colin Curtis	.250	4	1	2
Nick Walsh	.000	2	0	0
Totals	.422	45	19	48



Sun Devil Baseball 2004

Games With At Least One Hit

Asanovich	8 of 12 games
Buck	13 of 17 games
Bocchi	5 of 10 games
Cadena	3 of 13 games
Cook	4 of 9 games
Curtis	13 of 17 games
Dhaenens	3 of 9 games
Gosewisch	13 of 17 games
Holiday	0 of 0 games
Larish	14 of 17 games
McKenna	2 of 7 games
Mesa	6 of 14 games
Pedroia	15 of 17 games
Persichina	9 of 15 games
Walsh	8 of 14 games
Zinicola	4 of 7 games

*must be an official at-bat to count

Games With An RBI

Asanovich	4 of 12 games
Buck	10 of 17 games
Bocchi	2 of 10 games
Cadena	1 of 13 games
Cook	2 of 9 games
Curtis	7 of 17 games
Dhaenens	2 of 9 games
Gosewisch	7 of 17 games
Holiday	0 of 0 games
Larish	9 of 17 games
McKenna	2 of 7 games
Mesa	5 of 14 games
Pedroia	9 of 17 games
Persichina	7 of 15 games
Walsh	3 of 14 games
Zinicola	5 of 7 games

*may reflect walk with an RBI

Extra Base Hits

Pedroia	13
Buck	13
Larish	8
Gosewisch	6
Curtis	6
Cook	4
Persichina	4
Asanovich	3
McKenna	2
Zinicola	2
Dhaenens	1
Bocchi	1
Mesa	1
Walsh	1
Cadena	0
Holiday	0

Home Run Breakdown

Total Home Runs	18
Solo Home Runs	8
2-Run Home Runs	8
3-Run Home Runs	1
Grand Slams	1
Back-to-Back	0
First Inning	4
Second Inning	2
Third Inning	3
Fourth Inning	0
Fifth Inning	2
Sixth Inning	2
Seventh Inning	2
Eighth Inning	3
Ninth Inning	0
Tenth or later	0
Pinch-Hit Home Runs	0

Breaking Down the Bullpen:

Pitcher	G	2004 Season Bullpen Stats					1st Batters		Last Relief App.	IP	H	R	ER	BB	SO
		W-L-S	ERA	IP	H	R-ER	RI/S	Retired/Faced							
Andes	6	2-0-1	3.86	7.0	6	3-3	4/2	1/5	3/7 vs. ECU (w)	1.2	2	1	1	1	2
Averill	6	1-0	2.35	15.1	9	4-4	4/3	2/6	3/5 vs. ECU	2.0	4	3	3	0	2
Bordes	1	0-0	9.00	2.0	3	2-2	0/0	1/1	2/15 vs. OKLA	2.0	3	2	2	1	3
Blake	5	0-0-1	7.36	7.1	11	8-6	3/2	2/5	3/7 vs. ECU	0.2	2	2	2	0	0
Bresnehan	8	3-0-3	1.69	16.0	8	5-3	5/3	4/8	3/6 vs. ECU (s)	2.0	1	0	0	0	2
Cassa	2	0-0-1	5.06	5.1	5	3-3	4/2	1/2	3/7 vs. ECU (s)	3.1	4	2	2	0	2
Hall	0	0-0	0.00	0.0	0	0-0	0/0	0/0							
Marotz	5	0-0	6.75	5.1	7	4-4	5/1	2/5	3/7 vs. ECU	0.1	0	0	0	0	0
Urquidez	0	0-0	0.00	0.0	0	0-0	0/0	0/0							
Webb	2	0-0	5.40	1.2	1	1-1	0/0	2/2	2/27 vs. UConn	0.2	0	1	1	3	2
Zinicola	4	1-1-1	5.14	7.0	9	5-4	0/0	3/4	2/29 vs. UConn	2.0	4	3	2	2	2

RI = Runners Inherited S = Runners Scored

Charting The Bullpen:

Opponent	Date	W-L-S	Pitchers	Inn.	IP	H	R-ER	BB	SO
Florida State	2/6	W	Zinicola	8th	2.0	1	0-0	1	2
Florida State	2/7	W	Marotz/Cassa/Averill/Bresnehan	1st	8.1	7	3-3	5	5
Florida State	2/8	S	Bresnehan/Blake/Andes	6th	4.0	3	5-3	8	8
CS Northridge	2/13	W	Averill	7th	2.2	0	0-0	0	3
Utah	2/14	---	Marotz/Webb	7th	3.0	2	0-0	1	4
Oklahoma	2/15	---	Bresnehan/Andes/Bordes	6th	3.2	4	3-3	3	5
Gonzaga	2/16	W/S	Bresnehan/Zinicola	3rd	7.0	6	0-0	1	11
Lamar	2/20	L	Averill/Zinicola	5th	3.2	3	2-2	1	1
Memphis	2/21	S	Blake	7th	3.0	1	0-0	0	0
Arizona	2/24	S	Bresnehan	7th	3.0	0	0-0	1	5
UConn	2/27	---	Blake/Andes/Webb/Marotz	6th	4.0	3	2-2	8	5
UConn	2/28	W	Bresnehan/Averill	5th	5.0	2	2-0	5	6
UConn	2/29	---	Averill/Zinicola/Marotz/Blake	4th	6.0	13	10-10	3	6
ECU	3/5	W/S	Averill/Andes/Bresnehan	6th	3.2	5	3-3	0	3
ECU	3/6	S	Bresnehan	8th	2.0	1	0-0	0	2
ECU	3/7	W/S	Andes/Marotz/Blake/Cassa	4th	6.0	8	5-5	1	4

Starters vs. The Bullpen

		W-L	IP	H	R	ER	BB	SO
Starting Pitchers	3.07 ERA	8-1	85.0	62	36	29	37	75
		W-L-S	IP	H	R	ER	BB	SO
Relief Pitchers	4.03 ERA	7-1-7	67.0	59	35	30	37	70



Sun Devil Baseball 2004

Sun Devil Pitchers – Career Game-by-Game

Quentin Andes • RHP • #21

2004	Opp	S/R	W/L	IP	H	R	ER	BB-SO
2/8	FSU (#18)	R	S	2.1	1	0	0	2-4
2/15	OKLA	R	---	1.1	1	1	1	1-1
2/27	UConn	R	---	1.0	1	1	1	3-2
3/5	ECU (#18)	R	W	0.2	1	0	0	0-0
3/7	ECU (#18)	R	W	1.2	2	1	1	1-2
Season Totals		5	2-0-1	7.0	6	3	3	7-9

Pat Cassa • LHP • #26

2004	Opp	S/R	W/L	IP	H	R	ER	BB-SO
2/7	FSU (#18)	S	---	2.0	1	1	1	1-2
2/15	OKLA	S	L	5.1	5	3	3	1-2
2/21	Memphis	S	W	6.0	1	0	0	2-9
2/28	UConn	S	---	4.0	5	3	1	3-4
3/7	ECU (#18)	R	S	3.1	4	2	2	0-2
Season Totals		5	1-1-1	20.2	16	9	7	7-19

Jason Urquidez • RHP • #34

2004	Opp	S/R	W/L	IP	H	R	ER	BB-SO
2/8	FSU (#18)	S	W	5.0	6	1	1	3-9
2/14	Utah	S	W	6.0	3	0	0	2-7
2/22	Rice (#1)	S	W	9.0	3	1	1	2-7
2/29	UConn	S	W	3.0	3	1	1	1-1
3/6	ECU (#18)	S	W	7.0	5	4	3	3-4
Season Totals		5	5-0	30.0	20	7	6	11-28

Jeff Mouser • RHP • #35

2004	Opp	S/R	W/L	IP	H	R	ER	BB-SO
2/6	FSU (#18)	S	---	7.0	3	1	1	1-3
2/13	CSUN	S	---	6.1	4	3	1	1-6
2/20	Lamar	S	---	4.1	6	3	3	1-3
2/27	UConn	S	W	5.0	0	0	0	3-2
3/5	ECU (#18)	S	---	5.1	5	3	3	5-1
Season Totals		5	1-0	28.0	18	10	8	11-15

2003	Opp	S/R	W/L	IP	H	R	ER	BB-SO
1/30	Arizona	S	W	6.1	6	2	2	2-0
2/6	ASU	S	---	5.2	7	5	3	1-3
2/15	Cal Poly	S	---	8.0	5	1	1	2-6
2/27	Wash. State	S	W	9.0	5	0	0	1-5
3/6	TCU	S	---	4.0	10	5	2	2-2
3/13	UNM	S	L	4.0	11	13	13	2-4
3/20	UNLV	S	L	9.0	5	6	5	1-6
3/27	Utah	S	---	2.0	2	2	2	1-4
4/3	SDSU	S	L	8.0	4	2	2	2-6
4/10	Air Force	S	W	8.0	8	2	2	1-8
4/17	UNM	S	L	5.0	9	6	6	1-3
4/24	UNLV	S	L	3.2	6	8	7	3-4
5/1	Utah	S	W	6.0	5	2	2	0-2
5/8	SDSU	S	L	5.2	13	9	8	1-2
5/15	Air Force	S	---	3.2	8	8	7	1-2
5/22	SDSU	S	L	7.2	13	6	6	1-7
Season Totals		16	5-7	95.2	117	77	68	22-73

2002	Opp	S/R	W/L	IP	H	R	ER	BB-SO
1/25	TU	R	L	3.0	4	4	3	2-4
1/31	UCI	R	W	7.2	2	0	0	3-6
2/4	UCSB	R	---	2.0	5	4	3	2-1
2/12	Stanford	R	---	1.1	1	0	0	0-1
2/15	Pacific	R	---	0.2	1	1	1	0-1
2/21	Hawaii	R	W	5.0	2	0	0	2-6
3/12	UNLV	S	W	5.0	3	1	1	4-5
3/21	SDSU	S	L	3.2	10	13	2	3-4
3/29	Air Force	S	W	7.0	3	2	1	1-3
4/4	Utah	S	W	8.1	8	2	2	1-10
4/11	UNM	S	W	5.0	10	8	7	1-4
4/18	SDSU	S	L	3.0	7	6	6	5-4
4/25	Air Force	S	W	8.1	5	2	2	1-10
5/2	UNLV	S	L	4.0	13	7	6	2-3
5/9	Utah	S	W	6.0	10	4	4	2-3
5/16	UNM	S	---	6.0	12	7	5	1-6
5/22	Air Force	S	W	6.0	7	3	3	2-1
5/25	SDSU	R	---	0.1	0	0	0	1-0
5/31	USC	S	---	8.0	6	4	3	5-1
Season Totals		19	9-4	90.1	109	68	49	38-73

2001	Opp	S/R	W/L	IP	H	R	ER	BB-SO
2/3	Fresno St.	R	---	3.0	3	0	0	1-0
2/9	California	R	---	0.1	0	0	0	0-0
2/23	Illinois	R	---	1.0	0	0	0	0-1
3/3	UNM	R	---	2.0	2	0	0	1-2
3/9	SDSU	R	---	0.2	1	0	0	0-1
3/22	Air Force	R	---	2.0	5	4	4	1-0
4/2	SU	S	W	6.0	7	3	3	2-8
4/5	Utah	R	---	2.1	5	5	4	0-3
4/16	SU	R	---	4.1	10	8	6	1-5
4/20	Utah	R	W	4.2	4	2	2	0-6
5/4	ORU	S	W	6.0	3	0	0	4-4
5/17	Utah	S	---	4.1	7	8	7	1-5
Season Totals		12	3-0	36.2	47	30	26	11-35

2001-03 played at BYU

Zechry Zinicola • RHP • #37

2004	Opp	S/R	W/L	IP	H	R	ER	BB-SO
2/6	FSU (#18)	R	W	2.0	1	0	0	1-2
2/16	Gonzaga	R	S	2.0	3	0	0	0-4
2/20	Lamar	R	L	1.0	2	2	2	1-1
2/29	UConn	R	---	2.0	4	3	2	2-2
3/7	ECU (#18)	S	---	3.0	1	0	0	1-3
Season Totals		5	1-1-1	10.0	11	5	4	5-12

Pat Bresnehan • RHP • #40

2004	Opp	S/R	W/L	IP	H	R	ER	BB-SO
2/7	FSU (#18)	R	W	0.2	0	0	0	0-0
2/8	FSU (#18)	R	---	0.0	1	3	3	3-0
2/15	OKLA	R	---	0.1	0	0	0	0-1
2/16	Gonzaga	R	W	5.0	4	0	0	1-7
2/24	ARIZ (#16)	R	S	3.0	0	0	0	1-5
2/28	UConn	R	W	4.0	2	2	2	4-5
3/5	ECU (#18)	R	S	1.0	0	0	0	0-1
3/6	ECU (#18)	R	S	2.0	1	0	0	0-2
Season Totals		8	3-0-3	16.0	8	5	3	9-21

Josh Blake • LHP • #41

2004	Opp	S/R	W/L	IP	H	R	ER	BB-SO
2/8	FSU (#18)	R	---	1.2	1	2	0	3-4
2/21	Memphis	R	S	3.0	0	0	0	0-0
2/27	UConn	R	---	1.0	1	0	0	1-0
2/29	UConn	R	---	1.0	6	4	4	0-0
3/7	ECU (#18)	R	---	0.2	2	2	2	0-0
Season Totals		5	0-0-1	7.1	11	8	6	4-4

Erik Averill • LHP • #45

2004	Opp	S/R	W/L	IP	H	R	ER	BB-SO
2/7	FSU (#18)	R	---	5.0	4	1	1	3-3
2/13	CSUN	R	W	2.2	0	0	0	0-3
2/16	Gonzaga	S	---	2.0	5	7	5	2-2
2/20	Lamar	R	---	2.2	1	0	0	0-0
2/28	UConn	R	---	1.0	0	0	0	1-1
2/29	UConn	R	---	2.0	0	0	0	1-2
3/5	ECU (#18)	R	---	2.0	4	3	3	1-3
Season Totals		7	1-0	17.1	14	11	9	6-13

2003	Opp	S/R	W/L	IP	H	R	ER	BB-SO
1/18	UHH	S	W	7.1	1	2	0	1-7
1/26	SDSU	S	W	4.0	1	0	0	0-4
2/2	LBSU	S	W	6.2	6	2	0	1-1
2/8	BYU	S	---	2.1	6	4	4	1-1
2/17	Gonzaga	S	---	2.0	4	3	3	2-2
2/21	Dayton	R	---	2.0	0	1	0	1-1
2/28	PSU	R	W	5.2	3	0	0	0-6
3/6	CSUN	S	W	6.0	7	2	2	1-5
3/16	Oklahoma	S	W	5.0	3	1	0	2-3
3/22	Stanford	S	---	4.0	7	2	2	0-5
3/29	USC	S	---	6.0	7	5	5	0-3
4/7	GCU	R	---	1.0	0	0	0	0-1
4/11	California	S	W	7.0	10	2	2	3-0
4/17	UCLA	S	---	2.2	6	5	5	0-1
4/27	WSU	R	---	1.0	0	0	0	1-0
4/30	Oklahoma	S	---	3.0	4	2	2	2-2
5/17	Washington	S	L	5.0	5	5	5	1-4
5/24	Arizona	S	W	7.0	7	0	0	1-6
6/1	UNLV	R	---	2.0	1	0	0	0-1
6/6	CSF	S	L	6.1	9	5	5	1-8
Season Totals		20	8-2	86.0	87	41	35	18-61

Ty Marotz • RHP • #47

2004	Opp	S/R	W/L	IP	H	R	ER	BB-SO
2/7	FSU (#18)	R	---	0.2	2	1	1	1-0
2/14	Utah	R	---	2.0	1	0	0	0-3
2/27	UConn	R	---	1.1	1	0	0	1-1
2/29	UConn	R	---	1.0	3	3	3	0-2
3/7	ECU (#18)	R	---	0.1	0	0	0	0-0
Season Totals		5	0-0	5.1	7	4	4	2-6

Brett Bordes • LHP • #49

2004	Opp	S/R	W/L	IP	H	R	ER	BB-SO
2/7	FSU	S	---	0.2	4	6	6	3-2
2/15	OKLA	R	---	2.0	3	2	2	1-3
2/24	Arizona	S	W	6.0	3	0	0	3-10
Season Totals		3	1-0	8.2	10	8	8	7-15

2003	Opp.	S/R	W/L	IP	H	R	ER	BB-SO
1/16	UHH	R	---	1.2	0	0	0	2-2
1/19	UHH - 2	R	---	1.0	1	1	1	1-1
1/26	SDSU	R	---	0.1	1	0	0	1-0
1/31	LBSU	R	---	0.1	2	1	1	0-0
2/8	BYU	R	---	1.1	0	0	0	0-3
2/15	Okla. State	R	---	2.0	2	1	1	3-2
2/22	ND	R	---	2.1	1	0	0	2-3
3/2	PSU	R	---	0.2	2	0	0	0-2
3/9	CSUN	R	---	2.0	0	0	0	1-1
3/14	Oklahoma	R	---	1.0	1	0	0	1-1
3/16	Oklahoma	R	---	1.0	1	1	1	0-2
3/19	Wichita St.	R	---	1.0	1	2	2	1-0
3/23	Stanford	R	---	1.0	0	0	0	0-0
3/24	Stanford	R	---	0.1	1	0	0	1-0
3/28	USC	R	W	0.1	0	0	0	0-0
3/30	USC	R	---	0.1	2	1	1	1-0
4/2	N. Mexico	R	---	0.2	1	1	1	2-2
4/13	Cal - 2	R	---	1.0	0	0	0	2-0
4/17	UCLA	R	---	0.2	0	0	0	0-1
4/18	UCLA	R	L	1.0	0	1	1	0-1
4/26	WSU	R	---	0.1	0	0	0	2-0
4/27	WSU	R	---	1.0	1	0	0	1-2
5/14	Oregon St.	R	---	1.0	3	2	0	0-1
5/18	UW	R	---	2.0	0	0	0	3-1
5/25	Arizona	R	---	0.2	0	1	1	2-1
6/1	UNLV	R	---	1.0	0	0	0	0-1
6/8	CSF	R	---	2.0	0	0	0	2-1
Season Totals:		27	1-1	28.0	21	12	10	28-21

Sun Devil Baseball 2004

Sun Devil Miscellaneous Hitting Statistics

Stats By Position			Stats By Order			Record By Margin				Big Innings	
Pos.	HR	RBI	Pos.	HR	RBI	No.	Total	H	A	Runs	No.
C	1	11	1	3	17	1R	3-1	3-0	0-1	2	9
1B	2	12	2	5	30	2R	3-0	2-0	1-0	3	13
2B	0	14	3	1	14	3R	1-0	1-0	0-0	4	3
3B	0	5	4	2	14	4R	1-0	1-0	0-0	5	2
SS	3	17	5	4	14	5R	0-0	0-0	0-0	6	3
LF	1	16	6	2	16	6R	1-1	1-0	0-1	7	3
CF	9	18	7	0	9	7R	2-0	1-0	1-0	8	0
RF	5	28	8	1	9	8R	0-0	0-0	0-0	9	0
DH	2	11	9	0	13	9R	0-0	0-0	0-0	10+	0
PH	0	4	Tot.	18	136	10+R	4-0	2-0	2-0	Tot.	33
Tot.	18	136				Tot.	15-2	11-0	4-2		

'A' includes neutral

How the Sun Devils Have Scored:

0-Out Runs	1-Out Runs	2-Out Runs	Total Runs	Two-Out RBI
23	64	61	148	56

Home Runs By ASU (18)

Player	Date	Opp.	Pitcher	Runners
Curtis	2/7	FSU	James	Solo
Pedroia	2/20	Lamar	Rinando	Solo
Curtis	2/21	Memphis	Hankins	Solo
Persichina	2/21	Memphis	Kines	Solo
Buck	2/22	Rice	Niemann	2-run
Curtis	2/27	UConn	Hourigan	3-run
Buck	2/27	UConn	Potvin	2-run
Pedroia	2/28	UConn	James	GS
Zinicola	2/28	UConn	Norton	2-run
Curtis	2/28	UConn	Gary	2-run
Larish	2/29	UConn	Tucci	2-run
Buck	2/29	UConn	McGinn	2-run
Buck	3/5	ECU	Taylor	Solo
Gosewisch	3/5	ECU	Taylor	Solo
Zinicola	3/5	ECU	Flye	2-run
Pedroia	3/6	ECU	Bunn	Solo
Buck	3/6	ECU	Harrell	Solo
Buck	3/7	ECU	Brooks	Solo

Home Runs By Opponents (13)

Player	Date	Team	Pitcher	Runners
Martinez	2/7	FSU	Bordes	2-run
Smith	2/7	FSU	Bordes	3-run
Drew	2/7	FSU	Marotz	Solo
Martinez	2/7	FSU	Cassa	Solo
Thornton	2/15	OKLA	Andes	2-run
Cantu	2/20	Lamar	Mousser	Solo
D'Argento	2/29	UConn	Urquidez	Solo
Mocerino	2/29	UConn	Marotz	3-run
Jones	3/5	ECU	Averill	3-run
Norwood	3/6	ECU	Urquidez	2-run
T. Lawhorn	3/6	ECU	Urquidez	Solo
Norwood	3/7	ECU	Andes	Solo
Grace	3/7	ECU	Cassa	3-run

Series Pitching Breakdown:

	W-L	ERA	IP	H	R	ER	BB	SO
Florida State	3-0	4.67	27.0	24	16	14	21	29
Surprise	2-1	2.33	27.0	18	9	7	7	27
Rice Tourney	2-1	2.08	26.0	14	6	6	6	20
UConn	3-0	4.33	27.0	26	18	13	23	24
ECU	3-0	4.67	27.0	25	15	14	10	17
Tulane	0-0	0.00	0.0	0	0	0	0	0
Okla. St.	0-0	0.00	0.0	0	0	0	0	0
California	0-0	0.00	0.0	0	0	0	0	0
Washington	0-0	0.00	0.0	0	0	0	0	0
USC	0-0	0.00	0.0	0	0	0	0	0
ORU	0-0	0.00	0.0	0	0	0	0	0
UCLA	0-0	0.00	0.0	0	0	0	0	0
Wash. St.	0-0	0.00	0.0	0	0	0	0	0
Wichita St.	0-0	0.00	0.0	0	0	0	0	0
NMSU	0-0	0.00	0.0	0	0	0	0	0
OSU	0-0	0.00	0.0	0	0	0	0	0
Arizona	0-0	0.00	0.0	0	0	0	0	0
Stanford	0-0	0.00	0.0	0	0	0	0	0

Series Batting Breakdown:

	AVG	AB	R	H	RBI	2B-3B-HR	BB-SO
Florida State	.269	108	24	29	24	13-0-1	23-18
Surprise	.287	101	24	29	18	8-0-0	23-21
Rice Tourney	.250	92	14	23	11	4-0-4	12-24
UConn	.442	120	52	53	51	11-1-7	27-14
ECU	.326	89	20	29	20	5-0-6	18-13
Tulane	.000	0	0	0	0	0-0-0	0-0
Okla. St.	.000	0	0	0	0	0-0-0	0-0
California	.000	0	0	0	0	0-0-0	0-0
Washington	.000	0	0	0	0	0-0-0	0-0
USC	.000	0	0	0	0	0-0-0	0-0
ORU	.000	0	0	0	0	0-0-0	0-0
UCLA	.000	0	0	0	0	0-0-0	0-0
Wash. St.	.000	0	0	0	0	0-0-0	0-0
Wichita St.	.000	0	0	0	0	0-0-0	0-0
NMSU	.000	0	0	0	0	0-0-0	0-0
OSU	.000	0	0	0	0	0-0-0	0-0
Arizona	.000	0	0	0	0	0-0-0	0-0
Stanford	.000	0	0	0	0	0-0-0	0-0

Pinch-Hitting Statistics:

Player	AB	AVG	H	2B	3B	HR	RBI
Bocchi	3	.667	2	0	0	0	0
Cook	5	.400	2	2	0	0	2
Walsh	5	.200	1	0	0	0	0
McKenna	5	.200	1	0	0	0	1
Cadena	10	.200	2	0	0	0	0
Zinicola	1	.000	0	0	0	0	1
Mesa	2	.000	0	0	0	0	0
Walker	0	.000	0	0	0	0	0
Cosentino	1	.000	0	0	0	0	0
Dhaenens	0	.000	0	0	0	0	0
Schoenberger	2	.000	0	0	0	0	0
Totals:	36	.222	8	2	0	0	4

Batted Around (12):


At-Bats	Opponent	Inning	Date
9	Florida State	4th	2/8
9	CS Northridge	7th	2/13
12	CS Northridge	8th	2/13
9	Utah	5th	2/14
11	Gonzaga	1st	2/16
11	UConn	3rd	2/27
10	UConn	3rd	2/28
10	UConn	5th	2/28
9	UConn	6th	2/28
9	UConn	2nd	2/29
9	UConn	3rd	2/29
9	UConn	4th	2/29

Game Winning RBI:

Buck	5
Gosewisch	2
Persichina	2
Pedroia	1
Curtis	1
Zinicola	1
Larish	1
Zinicola	1



Sun Devil Baseball 2004



Starting Lineups By Batting Order

Date	Opponent	No. (Time)	Record	1	2	3	4	5	6	7	8	9
2/6	Florida State	1 (1)	1-0	Pedroia	Larish	Buck	Gosewisch	Mesa	Asanovich	Persichina	Curtis	Walsh
2/7	Florida State	2 (1)	1-0	Pedroia	Larish	Buck	Gosewisch	Mesa	McKenna	Asanovich	Curtis	Persichina
2/8	Florida State	3 (1)	1-0	Pedroia	Buck	Larish	Cadena	Gosewisch	Curtis	Asanovich	Persichina	Mesa
2/13	CS Northridge	4(1)	1-0	Pedroia	Buck	Larish	Bocchi	Mesa	Gosewisch	Curtis	Asanovich	Persichina
2/14	Utah	4(2)	2-0	Pedroia	Buck	Larish	Bocchi	Mesa	Gosewisch	Curtis	Asanovich	Persichina
2/15	Oklahoma	5 (1)	0-1	Pedroia	Buck	Larish	Bocchi	Cook	Gosewisch	Curtis	Asanovich	Mesa
2/16	Gonzaga	4 (3)	3-0	Pedroia	Buck	Larish	Bocchi	Mesa	Gosewisch	Curtis	Asanovich	Persichina
2/20	Lamar	6 (1)	0-1	Pedroia	Buck	Larish	Bocchi	Gosewisch	Curtis	Persichina	Asanovich	Dhaenens
2/21	Memphis	7 (1)	1-0	Pedroia	Buck	Larish	Zinicola	Curtis	Persichina	Gosewisch	Dhaenens	Walsh
2/22	Rice	8 (1)	1-0	Pedroia	Buck	Larish	Bocchi	Curtis	Persichina	Gosewisch	Dhaenens	Walsh
2/24	Arizona	9 (1)	1-0	Pedroia	Buck	Larish	Zinicola	Curtis	Persichina	Gosewisch	Mesa	Walsh
2/27	UConn	9 (2)	2-0	Pedroia	Buck	Larish	Zinicola	Curtis	Persichina	Gosewisch	Mesa	Walsh
2/28	UConn	10 (1)	1-0	Pedroia	Buck	Larish	Zinicola	Curtis	Persichina	Gosewisch	Walsh	Dhaenens
2/29	UConn	11 (1)	1-0	Pedroia	Buck	Larish	Cadena	Curtis	Cook	Gosewisch	Dhaenens	Asanovich
3/5	ECU	12 (1)	1-0	Pedroia	Buck	Larish	Zinicola	Gosewisch	Cook	Curtis	Asanovich	Mesa
3/6	ECU	13 (1)	1-0	Pedroia	Buck	Larish	McKenna	Curtis	Persichina	Gosewisch	Walsh	Mesa
3/7	ECU	14 (1)	1-0	Pedroia	Buck	Larish	Bocchi	Curtis	Persichina	Gosewisch	Walsh	Dhaenens
3/12	Tulane											
3/13	Tulane											
3/14	Tulane											
3/16	Okla. State											
3/17	Okla. State											
3/19	California											
3/20	California											
3/21	California											
3/26	Washington											
3/27	Washington											
3/28	Washington											
4/2	USC											
4/3	USC											
4/4	USC											
4/8	Oral Roberts											
4/9	Oral Roberts											
4/10	Oral Roberts											
4/12	Arizona											
4/16	UCLA											
4/17	UCLA											
4/18	UCLA											
4/23	Wash. State											
4/24	Wash. State											
4/25	Wash. State											
4/27	Wichita St.											
4/28	Wichita St.											
5/3	NMSU											
5/4	NMSU											
5/14	Oregon St.											
5/15	Oregon St.											
5/16	Oregon St.											
5/18	New Mexico											
5/19	NMSU											
5/21	Arizona											
5/22	Arizona											
5/23	Arizona											
5/28	Stanford											
5/29	Stanford											
5/30	Stanford											

Total Number of Different Batting Lineups: 14

Most Common Lineup by Batting Order: #4 (3 times)



Sun Devil Baseball 2004



Starting Lineups By Defensive Lineup

Date	Opponent	No. (Time)	Record	C	1B	2B	3B	SS	LF	CF	RF	DH
2/6	Florida State	1 (1)	1-0	Gosewisch	Persichina	Asanovich	Mesa	Pedroia	Larish	Curtis	Buck	Walsh
2/7	Florida State	2 (1)	1-0	Gosewisch	Persichina	Asanovich	Mesa	Pedroia	Larish	Curtis	Buck	McKenna
2/8	Florida State	3 (1)	1-0	Gosewisch	Persichina	Asanovich	Mesa	Pedroia	Larish	Curtis	Buck	Cadena
2/13	CS Northridge	4 (1)	1-0	Gosewisch	Persichina	Asanovich	Mesa	Pedroia	Larish	Curtis	Buck	Bocchi
2/14	Utah	4 (2)	2-0	Gosewisch	Persichina	Asanovich	Mesa	Pedroia	Larish	Curtis	Buck	Bocchi
2/15	Oklahoma	5 (1)	0-1	Gosewisch	Cook	Asanovich	Mesa	Pedroia	Larish	Curtis	Buck	Bocchi
2/16	Gonzaga	4 (3)	3-0	Gosewisch	Persichina	Asanovich	Mesa	Pedroia	Larish	Curtis	Buck	Bocchi
2/20	Lamar	6 (1)	0-1	Gosewisch	Persichina	Asanovich	Dhaenens	Pedroia	Larish	Curtis	Buck	Bocchi
2/21	Memphis	7 (1)	1-0	Gosewisch	Persichina	Walsh	Dhaenens	Pedroia	Larish	Curtis	Buck	Zinicola
2/22	Rice	8 (1)	1-0	Gosewisch	Persichina	Walsh	Dhaenens	Pedroia	Larish	Curtis	Buck	Bocchi
2/24	Arizona	9 (1)	1-0	Gosewisch	Persichina	Walsh	Mesa	Pedroia	Larish	Curtis	Buck	Zinicola
2/27	UConn	9 (2)	2-0	Gosewisch	Persichina	Walsh	Mesa	Pedroia	Larish	Curtis	Buck	Zinicola
2/28	UConn	7 (2)	2-0	Gosewisch	Persichina	Walsh	Dhaenens	Pedroia	Larish	Curtis	Buck	Zinicola
2/29	UConn	10 (1)	1-0	Gosewisch	Cook	Asanovich	Dhaenens	Pedroia	Larish	Curtis	Buck	Cadena
3/5	ECU	11 (1)	1-0	Gosewisch	Cook	Asanovich	Mesa	Pedroia	Larish	Curtis	Buck	Zinicola
3/6	ECU	12 (1)	1-0	Gosewisch	Persichina	Walsh	Mesa	Pedroia	Larish	Curtis	Buck	McKenna
3/7	ECU	13 (1)	1-0	Gosewisch	Persichina	Walsh	Dhaenens	Pedroia	Larish	Curtis	Buck	Bocchi
3/12	Tulane											
3/13	Tulane											
3/14	Tulane											
3/16	Okla. State											
3/17	Okla. State											
3/19	California											
3/20	California											
3/21	California											
3/26	Washington											
3/27	Washington											
3/28	Washington											
4/2	USC											
4/3	USC											
4/4	USC											
4/8	Oral Roberts											
4/9	Oral Roberts											
4/10	Oral Roberts											
4/12	Arizona											
4/16	UCLA											
4/17	UCLA											
4/18	UCLA											
4/23	Wash. State											
4/24	Wash. State											
4/25	Wash. State											
4/27	Wichita St.											
4/28	Wichita St.											
5/3	NMSU											
5/4	NMSU											
5/14	Oregon St.											
5/15	Oregon St.											
5/16	Oregon St.											
5/18	New Mexico											
5/19	NMSU											
5/21	Arizona											
5/22	Arizona											
5/23	Arizona											
5/28	Stanford											
5/29	Stanford											
5/30	Stanford											

Total Number of Different Defensive Lineups: 12

Most Common Lineup by Defense: #4 (3 times)



Sun Devil Baseball 2004

Game-by-Game Capsules:

GAME 1

#10 SUN DEVILS 2, #18 Florida State 1

Feb. 6, 2004 at Packard Stadium

	<u>1</u>	<u>2</u>	<u>3</u>	<u>4</u>	<u>5</u>	<u>6</u>	<u>7</u>	<u>8</u>	<u>9</u>		<u>R</u>	<u>H</u>	<u>E</u>
FSU	0	0	1	0	0	0	0	0	0	-	1	4	2
ASU	0	0	0	0	0	0	0	0	2	-	2	7	0

W: Zinicola (1-0); L: Lynch (1-1); S: None

HR: None

Time: 2:50 Attendance: 3,087 Record: 1-0

HIGHLIGHTS: Junior catcher Tuffy Gosewisch drilled a two-out, two-run double with the bases loaded in the bottom of the ninth inning to give ASU a 2-1 victory over No. 18 FSU. The Devils had their NCAA record consecutive games scoring streak extended to 502 games with the clutch double and gave ASU an 26-2 record in season openers dating back to 1977. Starter Jeff Mousser and freshman reliever Zechry Zinicola combined to limit the Seminoles to only four singles and one run in the contest. Zinicola picked up the win in his collegiate debut with two shutout innings. Gosewisch was the offensive hero, going 2-for-4 with two doubles and Dustin Pedroia was 2-for-5 with a double and a stolen base.

GAME 2

#10 SUN DEVILS 10, #18 Florida State 9

Feb. 7, 2004 at Packard Stadium

	<u>1</u>	<u>2</u>	<u>3</u>	<u>4</u>	<u>5</u>	<u>6</u>	<u>7</u>	<u>8</u>	<u>9</u>		<u>R</u>	<u>H</u>	<u>E</u>
FSU	6	1	0	1	1	0	0	0	0	-	9	11	2
ASU	0	1	3	1	0	1	0	1	3	-	10	12	0

W: Bresnehan (1-0); L: Lynch (1-2); S: None

HR: Curtis (1)

Time: 3:08 Attendance: 3,220 Record: 2-0

HIGHLIGHTS: For the second straight game, ASU pulled off the unbelievable, scoring three runs in the bottom of the ninth inning to earn a 10-9 victory over Florida State. Freshman Colin Curtis was 3-for-5 with four RBI, a solo home run and a two-run double in the ninth that tied the game at 9-9. Classmate Joe Persichina also had three hits, including the game-winner with a single to score Curtis with two outs in the ninth. After spotting FSU a 6-0 lead after the first, ASU's pitching calmed down to limit the Seminoles to only two runs over the final six innings. Sophomore Erik Averill gave up one run in five innings and freshman Pat Bresnehan picked up the win.

GAME 3

#10 SUN DEVILS 12, #18 Florida State 6

Feb. 8, 2004 at Packard Stadium

	1	2	3	4	5	6	7	8	9		R	H	E
FSU	0	0	1	0	0	3	2	0	0	-	6	9	2
ASU	3	0	0	4	1	1	3	0	x	-	12	10	1

W: Urquidez (1-0); L: Sauls (0-1); S: Andes (1)

HR: None

Time: 3:29 Attendance: 3,386 Record: 3-0

HIGHLIGHTS: Sophomore Travis Buck was 3-for-3 with four RBI and starting pitcher Jason Urquidez registered nine strikeouts in five innings to lead the No. 10 Sun Devils to a series sweep over Florida State with a 12-6 win Sunday in front of 3,386 at Packard Stadium. Dustin Pedroia also added two doubles and three runs scored as the Devils earned their first ever sweep of the Seminoles and are off to a 3-0 start for the third straight year. Urquidez, a JC transfer from Central Arizona College, struck out five of the first eight batters he faced and went on to scatter six hits and allow only one run in five innings. Freshmen Josh Blake and Quentin Andes combined for eight strikeouts in the final four innings. Andes earned the save, allowing only one hit in 2.1 IP.

GAME 4

#7 SUN DEVILS 13, CS Northridge 3

Feb. 13, 2004 at Surprise Stadium

	1	2	3	4	5	6	7	8	9		R	H	E
CSUN	0	1	1	0	0	0	1	0	0	-	3	4	4
ASU	1	0	0	1	0	1	3	7	x	-	13	13	3

W: Averill (1-0); L: Hochgesang (0-1); S: None

HR: None

Time: 3:20 Attendance: 892 Record: 4-0

HIGHLIGHTS: Junior shortstop Dustin Pedroia was 3-for-4 with a pair of doubles to lead ASU to a 13-3 victory over Cal State Northridge on Friday night in the third game of the 2004 Coca-Cola Surprise Spring Training Classic at Surprise Stadium. The Devils broke open a 3-3 game with a three-run seventh and a seven-run eighth. Colin Curtis added three hits and lefty reliever Erik Averill threw 2.2 innings of scoreless and hitless ball to pick up the victory.

GAME 5

#7 SUN DEVILS 11, Utah 0

Feb. 14, 2004 at Surprise Stadium

	<u>1</u>	<u>2</u>	<u>3</u>	<u>4</u>	<u>5</u>	<u>6</u>	<u>7</u>	<u>8</u>	<u>9</u>		<u>R</u>	<u>H</u>	<u>E</u>
Utah	0	0	0	0	0	0	0	0	0	-	0	5	2
ASU	3	0	2	2	4	0	0	0	x	-	11	12	0

W: Urquidez (2-0); L: Mackay (0-1); S: None

HR: None

Time: 2:40 Attendance: 813 Record: 5-0

HIGHLIGHTS: Jason Urquidez struck out seven in six scoreless innings and junior shortstop Dustin Pedroia was 3-for-4 with two RBI to lead the No. 7 Sun Devils to a 11-0 victory over Utah in the Coca-Cola Spring Training Classic at Surprise Stadium. Urquidez improved to 2-0 on the year with six masterful innings. Pedroia extended his hitting streak to five game and has four consecutive multi-hit games after his 3-for-4 performance. Travis Buck was 2-for-2 with three runs scored and also had two walks.

GAME 6

Oklahoma 6, #7 SUN DEVILS 0

Feb. 15, 2004 at Surprise Stadium

	<u>1</u>	<u>2</u>	<u>3</u>	<u>4</u>	<u>5</u>	<u>6</u>	<u>7</u>	<u>8</u>	<u>9</u>		<u>R</u>	<u>H</u>	<u>E</u>
OKLA	1	0	0	0	0	3	0	0	2	-	6	9	0
ASU	0	0	0	0	0	0	0	0	0	-	0	4	1

W: Purcey (1-0); L: Cassa (0-1); S: None

HR: Thornton (1)

Time: 2:41 Attendance: 1,370 Record: 5-1

HIGHLIGHTS: Oklahoma starting pitcher David Purcey allowed only one hit in seven shutout innings and combined with closer Jarod McAuliff to shut out No. 7 Arizona State for the first time in 506 games. The Sooners defeated the Sun Devils 6-0 on Sunday to close out the second annual Coca-Cola Spring Training Classic at Surprise Stadium. The Devils saw their NCAA record consecutive games scoring streak come to an end after having not been shutout since April 7, 1995 against USC. ASU had combined to go 338-167-1 during the streak, topping the previous NCAA record of 349 set by Coastal Carolina. ASU also suffered its first loss of the year to fall to 5-1.

GAME 7

#7 SUN DEVILS 10, Gonzaga 7

Feb. 16, 2004 at Packard Stadium

	<u>1</u>	<u>2</u>	<u>3</u>	<u>4</u>	<u>5</u>	<u>6</u>	<u>7</u>	<u>8</u>	<u>9</u>		<u>R</u>	<u>H</u>	<u>E</u>
GU	0	4	3	0	0	0	0	0	0	-	7	11	3
ASU	7	0	0	1	1	0	0	1	x	-	10	12	4

W: Bresnehan (2-0); L: Monroe (0-1); S: Zinicola (1)

HR: None

Time: 3:00 Attendance: 2,172 Record: 6-1

HIGHLIGHTS: Dustin Pedroia had three doubles and freshman relief pitcher Pat Bresnehan had seven strikeouts in five innings to lead the No. 7 Sun Devils to a 10-7 non-conference victory over the Gonzaga Bulldogs Monday night at Packard Stadium. Bresnehan was impressive in his fourth stint of the early season. The hard-throwing right-hander struck out seven and allowed only four hits in five shutout innings to improve to 2-0 on the season. Classmate Zechry Zinicola scattered two hits and struck out four over the final two innings to pick up his first collegiate save.

GAME 8

Lamar 5, #7 SUN DEVILS 4

Feb. 20, 2004 at Reckling Park

	<u>1</u>	<u>2</u>	<u>3</u>	<u>4</u>	<u>5</u>	<u>6</u>	<u>7</u>	<u>8</u>	<u>9</u>		<u>R</u>	<u>H</u>	<u>E</u>
ASU	2	1	0	0	0	0	0	1	0	-	4	9	2
LU	0	0	0	2	1	0	0	2	x	-	5	9	0

W: Stutes (2-0); L: Zinicola (0-1); S: None

HR: Pedroia (1)

Time: 2:32 Attendance: 3,108 Record: 6-2

HIGHLIGHTS: A two-run double by designated hitter Nick Klusaw in the bottom of the eighth inning gave the Lamar Cardinals a 5-4 victory over No. 7 Arizona State Friday afternoon at Reckling Park in the first day of the Coca-Cola Classic. ASU took a 4-3 lead after its half of the eighth, when freshman center fielder Colin Curtis stole home with two outs. Freshman closer Zechry Zinicola surrendered both runs in the eighth to take the loss and fall to 1-1 on the year. Dustin Pedroia was 3-for-5 with a solo home run for the Sun Devils in the loss.

GAME 9

#7 SUN DEVILS 7, Memphis 0

Feb. 21, 2004 at Reckling Park

	1	2	3	4	5	6	7	8	9		R	H	E
MEM	0	0	0	0	0	0	0	0	0	-	0	2	1
ASU	3	0	0	1	0	2	1	0	x	-	7	9	0

W: Cassa (1-1); L: Hankins (0-1); S: Blake (1)

HR: Curtis (2), Persichina (1)

Time: 2:25 Attendance: 3,405 Record: 7-2

HIGHLIGHTS: Arizona State freshman starting pitcher Pat Cassa struck out nine in six scoreless innings to life the No. 7 Sun Devils to a 7-0 victory over Memphis Saturday night in the second day of the Coca-Cola Classic at Reckling Park. Junior All-American shortstop Dustin Pedroia led the offense going 3-for-4 with two RBI and freshman Colin Curtis and Joe Persichina each hit solo home runs. Freshman left-hander Josh Blake closed out the win with three scoreless innings to pick up the save.

GAME 10

#7 SUN DEVILS 3, #1 Rice 1

Feb. 22, 2004 at Reckling Park

	1	2	3	4	5	6	7	8	9		R	H	E
ASU	0	0	0	0	0	2	0	1	0	-	3	5	2
Rice	0	0	0	0	0	0	0	0	1	-	1	3	1

W: Urquidez (3-0); L: Niemann (0-1); S: None

HR: Buck (1)

Time: 2:30 Attendance: 3,604 Record: 8-2

HIGHLIGHTS: Arizona State starting pitcher Jason Urquidez threw a complete-game three-hitter as the No. 7 Sun Devils beat the No. 1 and defending national champion Rice Owls 3-1 Sunday afternoon at a rainy Reckling Park. Sophomore right fielder Travis Buck drove in all three runs for the Devils, including a two-run homer in the sixth inning that broke open a scoreless game. The Sun Devils improve to 8-2 on the year and is a perfect 4-0 against ranked opponents. Rice drops to 5-2 on the year. Urquidez limited the Owls to only three hits and the only run came with two outs in the bottom of the ninth inning. He struck out seven and walked only two to improve to 3-0 on the year.

GAME 11

#7 SUN DEVILS 4, #16 Arizona 0

Feb. 24, 2004 at Packard Stadium

	<u>1</u>	<u>2</u>	<u>3</u>	<u>4</u>	<u>5</u>	<u>6</u>	<u>7</u>	<u>8</u>	<u>9</u>		<u>R</u>	<u>H</u>	<u>E</u>
ARIZ	0	0	0	0	0	0	0	0	0	-	0	3	2
ASU	2	2	0	0	0	0	0	0	x	-	4	9	1

W: Bordes (1-0); L: Guyette (1-2); S: Bresnehan (1)

HR: None

Time: 2:49 Attendance: 2,748 Record: 9-2

HIGHLIGHTS: Arizona State starting pitcher Brett Bordes had 10 strikeouts in six scoreless innings to lead the No. 7 Sun Devils to a 4-0 victory over rival No. 16 Arizona in front of 2,748 Tuesday night at Packard Stadium. With its 10th straight victory at Packard Stadium, ASU improved to 9-2 overall and is a perfect 5-0 record against ranked opponents this year. Bordes scattered three hits and three walks in a career-high six innings. He registered a career-high 10 strikeouts to pick up his second career victory. Freshman right-hander Pat Bresnehan struck out five in three scoreless innings to pick up his first save. ASU's nine-hit attack was paced by another multi-hit game from Dustin Pedroia. Pedroia went 3-for-4 with a pair of doubles and is now hitting .543 (25-for-46) with 10 doubles. Jeff Larish notched his second multi-hit game of the year going 2-for-5 with an RBI. Freshman Joe Persichina gave ASU all the runs they would need with a two-out, two-run single in the bottom of the first inning.

GAME 12

#7 SUN DEVILS 18, UConn 2

Feb. 27, 2004 at Packard Stadium

	<u>1</u>	<u>2</u>	<u>3</u>	<u>4</u>	<u>5</u>	<u>6</u>	<u>7</u>	<u>8</u>	<u>9</u>		<u>R</u>	<u>H</u>	<u>E</u>
UConn	0	0	0	0	0	0	1	1	0	-	2	3	2
ASU	3	1	7	0	3	0	0	3	x	-	18	21	0

W: Mousser (1-0); L: Hourigan (0-1); S: None

HR: Curtis (3), Cook (1)

Time: 3:16 Attendance: 2,163 Record: 10-2

HIGHLIGHTS: Arizona State starting pitcher Jeff Mousser recorded five no-hit innings and the No. 7 Sun Devil offense unloaded for season highs with 18 runs and 21 hits in an 18-2 victory over Connecticut Friday evening at Packard Stadium. Chris Cook was 4-for-4 with four RBI with two doubles and capped his career night with a two-run home run in the bottom of the eighth inning.



Sun Devil Baseball 2004

Game-by-Game Capsules:

GAME 13

#7 SUN DEVILS 16, UConn 5

Feb. 28, 2004 at Packard Stadium

	1	2	3	4	5	6	7	8	9		R	H	E
UConn	0	0	0	1	4	0	0	0	0	-	5	7	0
ASU	0	0	5	0	6	3	0	2	x	-	16	17	1

W: Bresnehan (3-0); L: James (0-1); S: None

HR: Curtis (4), Pedroia (2), Zinicola (1)

Time: 3:14 Attendance: 2,385 Record: 11-2

HIGHLIGHTS: Arizona State's Dustin Pedroia hit a grand slam home run and Travis Buck tied a school record with four doubles to lead the No. 7 Sun Devils to a decisive 16-5 victory over the University of Connecticut Saturday afternoon at Packard Stadium. Buck hit doubles in the first, third, fourth and sixth innings to tie the single-game school record held by three other Sun Devils. The sophomore right fielder finished 4-for-5 with four RBI. Pat Bresnehan picked up the win with four scoreless innings to improve to 3-0 on the year.

GAME 14

#7 SUN DEVILS 18, UConn 11

Feb. 29, 2004 at Packard Stadium

	1	2	3	4	5	6	7	8	9		R	H	E
UConn	1	0	0	0	0	0	3	3	4	-	11	16	0
ASU	0	6	6	3	3	0	0	0	x	-	18	15	1

W: Urquidez (4-0); L: Tucci (0-1); S: None

HR: Buck (2), Larish (1)

Time: 2:54 Attendance: 2,400 Record: 12-2

HIGHLIGHTS: Arizona State sophomore right fielder Travis Buck went 5-for-5 with eight RBI to lead the No. 7 Sun Devils to a series-sweeping 18-11 victory over the UConn Sunday afternoon at Packard Stadium. The Sun Devils won their sixth straight overall and 16th straight at Packard dating back to last season. The Devils out-scored UConn 52-18 in the series and combined to hit .442 (53-for-120) against the Huskies. UConn falls to 0-3 to start the 2004 campaign. Buck fell just a triple short of his second career cycle, tabbing three singles, a double, his second homer of the season and a walk in the contest. He finished the series 10-for-12 (.833) with six runs, five doubles and 13 RBI. Starting pitcher Jason Urquidez picked up the victory to improve to 4-0 in a predetermined three-inning start.

GAME 15

#6 SUN DEVILS 7, #18 East Carolina 6

March 5, 2004 at Packard Stadium

	1	2	3	4	5	6	7	8	9		R	H	E
ECU	1	0	0	0	0	4	0	1	0	-	6	10	1
ASU	1	1	0	0	0	0	0	5	x	-	7	9	1

W: Andes (1-0); L: Flye (1-1); S: Bresnehan (2)

HR: Buck (3), Zinicola (2), Gosewisch (1)

Time: 2:39 Attendance: 2,552 Record: 13-2

HIGHLIGHTS: ASU freshman designated hitter Zechry Zinicola hit a two-run home run to cap a five-run eighth inning to lead the No. 6 Sun Devils to a 7-6 come-from-behind victory over No. 18 East Carolina. Hot hitting sophomore Travis Buck started the rally with a run-scoring single and Jeff Larish plated two with a single to right field. Zinicola then blasted his second home run of the year to put ASU up 7-6. Freshman Pat Bresnehan recorded a 1-2-3 ninth inning for his second save of the year and made a winner of classmate Quentin Andes (0.2 IP, 0 R). Buck continued his torrid streak by going 3-for-4 with two runs scored and two RBI.

GAME 16

#6 SUN DEVILS 6, #18 East Carolina 4

March 6, 2004 at Packard Stadium

	<u>1</u>	<u>2</u>	<u>3</u>	<u>4</u>	<u>5</u>	<u>6</u>	<u>7</u>	<u>8</u>	<u>9</u>		<u>R</u>	<u>H</u>	<u>E</u>
ECU	0	0	1	2	0	1	0	0	0	-	4	6	3
ASU	0	1	1	1	1	0	1	1	x	-	6	7	1

W: Urquidez (5-0); L: Harrell (2-1); S: Bresnehan (3)

HR: Buck (4), Pedroia (3)

Time: 2:54 Attendance: 2,567 Record: 14-2

HIGHLIGHTS: Arizona State right fielder Travis Buck hit a solo home run in the bottom of the seventh inning that proved to be the game winner as the No. 6 Sun Devils won their eighth straight in a 6-4 victory over No. 18 East Carolina. Buck homered for the third straight game to extend his hitting streak to five games. Jason Urquidez (5-0) pitched seven solid innings to pick up the win and Pat Bresnehan locked down the victory with his third save of the season. Freshman Joe Persichina was 2-for-2 with two runs scored and an RBI. Short-stop Dustin Pedroia added his third home run of the year.

GAME 17

#6 SUN DEVILS 7, #18 East Carolina 5

March 7, 2004 at Packard Stadium

	<u>1</u>	<u>2</u>	<u>3</u>	<u>4</u>	<u>5</u>	<u>6</u>	<u>7</u>	<u>8</u>	<u>9</u>		<u>R</u>	<u>H</u>	<u>E</u>
ECU	0	0	0	1	0	3	0	0	1	-	5	9	1
ASU	3	0	1	0	1	1	0	1	x	-	7	13	0

W: Andes (2-0); L: Brooks (1-1); S: Cassa (1)


HR: Buck (5)

Time: 3:05 Attendance: 2,842 Record: 15-2

HIGHLIGHTS: The Devils finished off a three-game sweep of the No. 18 East Carolina Pirates with a 7-5 victory. ASU scored three in the first and jumped out to a 5-1 lead before holding on to win its ninth straight. Travis Buck homered in the fourth straight game and Tuffy Gosewisch and Joe Persichina were each perfect at the plate going 3-for-3. Senior Nick Walsh was 2-for-3 with a season-high three RBI. Freshman starter Zechry Zinicola was solid through three scoreless innings in his first career start, but left with a groin in jury. Four newcomer pitchers sealed the win, with freshman Pat Cassa picking up the save giving up two runs and four hits over the final 3.1 innings.



Sun Devil Baseball 2004 -- Game by Game Statistics




AB-R-H-RBI Breakdown for Arizona State (as of Mar 08, 2004)
(All games)

Opponent	Date	#15 ASANOVIC	#19 BOCCHI	#4 BUCK	#16 CADENA	#32 COOK	#9 CURTIS	#6 DHAENENS	#39 GOSEWISC	#11 LARISH	#17 MCKENNA	#14 MESA	#2 PEDROIA	#10 PERSICHI	#60 SCHOENBE	#20 WALSH	#37 ZINICOLA
FSU	Feb 06	4-0-1-0	5-0-1-0	1-0-0-0	3-0-0-0	..Def..	4-0-2-2	3-0-0-0	2-0-0-0	5-1-2-0	4-0-0-0	4-1-1-0
FSU	Feb 07	3-1-0-1	4-1-0-0	1-0-0-0	5-3-3-4	..Def..	5-0-1-1	4-1-2-2	1-1-1-0	2-0-0-0	5-1-1-0	4-1-3-1	1-0-0-0	3-1-1-1
FSU	Feb 08	5-0-1-3	1-0-0-0	3-3-3-4	3-1-1-1	1-0-0-0	4-0-1-2	3-1-0-0	3-1-1-1	1-0-0-0	3-2-0-0	5-3-2-1	3-1-1-0
CSUN	Feb 13	4-1-0-1	4-2-2-1	3-0-1-2	1-0-0-0	1-1-1-2	4-3-3-1	1-1-0-0	4-1-1-0	4-1-1-0	1-0-0-0	3-1-1-0	4-2-3-1	3-0-0-1	..Def..
UTAH	Feb 14	3-1-1-0	2-2-1-2	2-3-2-0	1-0-0-0	1-0-1-0	3-0-0-0	0-0-0-0	2-1-1-2	4-0-1-2	1-0-0-0	4-0-1-1	4-3-3-2	3-1-1-0	1-0-0-0	2-0-0-0	1-0-0-0
OKLA	Feb 15	3-0-0-0	4-0-0-0	3-0-0-0	1-0-0-0	2-0-0-0	4-0-1-0	0-0-0-0	3-0-1-0	4-0-1-0	1-0-0-0	3-0-0-0	1-0-1-0	1-0-0-0
GU	Feb 16	3-0-1-0	4-1-1-0	4-1-1-0	1-0-0-0	2-1-1-1	..Def..	4-2-2-2	4-0-0-1	2-1-0-1	5-3-4-2	4-1-2-1	1-0-0-0
LAMAR	Feb 20	4-0-1-0	3-0-0-0	2-1-0-0	1-0-0-0	3-1-1-0	2-0-1-1	4-0-2-0	5-0-1-0	5-1-3-1	3-1-0-0
MEM	Feb 21	..Def..	4-1-1-0	1-0-0-0	4-1-2-2	1-1-0-0	4-1-2-0	5-0-0-0	..Def..	1-0-0-0	4-1-3-2	3-1-1-1	2-1-0-0	4-0-0-1
RICE	Feb 22	3-0-0-0	3-1-1-3	4-0-1-0	2-1-0-0	4-0-0-0	3-0-1-0	2-1-1-0	3-0-0-0	3-0-1-0
ARIZ	Feb 24	3-0-0-1	2-0-1-0	4-0-0-0	5-1-2-1	4-0-1-0	4-1-3-0	3-0-1-2	2-1-1-0	3-1-0-0
UCONN	Feb 27	3-0-1-0	2-0-1-0	2-3-1-1	3-2-3-0	4-1-4-4	3-1-1-4	3-0-0-0	2-1-1-0	4-2-2-4	3-2-2-3	3-1-2-0	6-2-1-0	1-0-0-0	1-0-0-0	1-2-1-1	3-0-1-1
UCONN	Feb 28	1-0-0-0	1-0-1-0	5-1-4-4	1-1-0-0	3-0-0-0	3-2-2-2	2-1-1-1	4-2-3-1	4-2-2-0	1-0-0-0	1-0-0-0	4-3-1-4	2-0-0-1	3-2-1-0	3-2-2-3
UCONN	Feb 29	2-4-2-4	0-0-0-0	5-2-5-8	6-0-0-0	4-2-2-0	3-1-1-0	1-4-0-0	2-3-1-0	5-1-1-2	0-0-0-0	2-0-1-1	3-1-1-2	..Def..	1-0-0-0	1-0-1-0
ECU	Mar 05	2-0-1-0	4-2-3-2	1-0-1-0	4-0-0-0	3-0-0-0	..Def..	4-1-1-1	3-1-1-2	2-0-0-0	3-1-1-0	1-0-0-0	3-1-1-2
ECU	Mar 06	3-1-1-1	2-0-0-0	2-1-0-0	3-0-0-0	3-0-1-1	2-0-0-0	4-0-1-1	4-2-1-1	2-2-2-1	2-0-1-1
ECU	Mar 07	3-0-0-0	3-1-1-2	4-2-1-0	3-0-2-0	3-0-3-2	5-0-1-0	..Def..	5-1-0-0	3-3-3-0	3-0-2-3



Sun Devil Baseball 2004 -- Game by Game Statistics




IP-H-R-ER-BB-SO Breakdown for Arizona State (as of Mar 08, 2004)
(All games)

Opponent	Date	#21 ANDES	#45 AVERILL	#41 BLAKE	#49 BORDES	#40 BRESNEHAN	#26 CASSA	#47 MAROTZ
Florida State	Feb 06
Florida State	Feb 07	5.0- 4- 1- 1- 3- 3	0.2- 4- 6- 6- 3- 2*	0.2- 0- 0- 0- 0- 0	2.0- 1- 1- 1- 1- 2	0.2- 2- 1- 1- 1- 0
Florida State	Feb 08	2.1- 1- 0- 0- 2- 4	1.2- 1- 2- 0- 3- 4	0.0- 1- 3- 3- 3- 0
CS Northridge	Feb 13	2.2- 0- 0- 0- 0- 3
Utah	Feb 14	2.0- 1- 0- 0- 0- 3
Oklahoma	Feb 15	1.1- 1- 1- 1- 1- 1	2.0- 3- 2- 2- 1- 3	0.1- 0- 0- 0- 0- 1	5.1- 5- 3- 3- 1- 2*
Gonzaga	Feb 16	2.0- 5- 7- 5- 2- 2*	5.0- 4- 0- 0- 1- 7
Lamar	Feb 20	2.2- 1- 0- 0- 0- 0
Memphis	Feb 21	3.0- 1- 0- 0- 0- 0	6.0- 1- 0- 0- 2- 9*
Rice	Feb 22
Arizona	Feb 24	6.0- 3- 0- 0- 3- 10*	3.0- 0- 0- 0- 1- 5
Connecticut	Feb 27	1.0- 1- 1- 1- 3- 2	1.0- 1- 0- 0- 1- 0	1.1- 1- 0- 0- 1- 1
Connecticut	Feb 28	1.0- 0- 0- 0- 1- 1	4.0- 2- 2- 0- 4- 5	4.0- 5- 3- 1- 3- 4*
Connecticut	Feb 29	2.0- 0- 0- 0- 1- 2	1.0- 6- 4- 4- 0- 0	1.0- 3- 3- 3- 0- 2
East Carolina	Mar 05	0.2- 1- 0- 0- 0- 0	2.0- 4- 3- 3- 0- 2	1.0- 0- 0- 0- 0- 1
East Carolina	Mar 06	2.0- 1- 0- 0- 0- 2
East Carolina	Mar 07	1.2- 2- 1- 1- 1- 2	0.2- 2- 2- 2- 0- 0	3.1- 4- 2- 2- 0- 2	0.1- 0- 0- 0- 0- 0

Opponent	Date	#35 MOUSSER	#34 URQUIDEZ	#50 WEBB	#37 ZINICOLA
Florida State	Feb 06	7.0- 3- 1- 1- 1- 3*	2.0- 1- 0- 0- 1- 2
Florida State	Feb 07
Florida State	Feb 08	5.0- 6- 1- 1- 3- 9*
CS Northridge	Feb 13	6.1- 4- 3- 1- 1- 6*
Utah	Feb 14	6.0- 3- 0- 0- 2- 7*	1.0- 1- 0- 0- 1- 1
Oklahoma	Feb 15
Gonzaga	Feb 16	2.0- 2- 0- 0- 0- 4
Lamar	Feb 20	4.1- 6- 3- 3- 1- 3*	1.0- 2- 2- 2- 1- 1
Memphis	Feb 21
Rice	Feb 22	9.0- 3- 1- 1- 2- 7*
Arizona	Feb 24
Connecticut	Feb 27	5.0- 0- 0- 0- 3- 2*	0.2- 0- 1- 1- 3- 2
Connecticut	Feb 28
Connecticut	Feb 29	3.0- 3- 1- 1- 1- 1*	2.0- 4- 3- 2- 2- 2
East Carolina	Mar 05	5.1- 5- 3- 3- 5- 1*
East Carolina	Mar 06	7.0- 5- 4- 3- 3- 4*
East Carolina	Mar 07	3.0- 1- 0- 0- 1- 3*



Sun Devil Baseball 2004 -- Career/Season Statistics



	SEASON														CAREER													
Player	AVG	GP-GS	AB	R	H	2B	3B	HR	RBI	BB	HBP	SO	SB-ATT	AVG	GP-GS	AB	R	H	2B	3B	HR	RBI	BB	HBP	SO	SB-ATT		
4 Travis Buck.....	.431	17-17	58	21	25	8	0	5	28	19	4	10	4-4	.347	83-82	297	80	103	21	3	9	74	54	15	38	16-18		
2 Dustin Pedroia...	.423	17-17	71	27	30	10	0	3	16	12	1	3	2-3	.384	143-143	604	161	232	57	5	8	113	72	12	35	10-19		
32 Chris Cook.....	.381	9-3	21	4	8	3	0	1	6	0	1	4	1-1	.381	9-3	21	4	8	3	0	1	6	0	1	4	1-1		
10 Joe Persichina...	.357	16-14	42	11	15	3	0	1	8	9	4	5	1-1	.357	16-14	42	11	15	3	0	1	8	9	4	5	1-1		
39 Tuffy Gosewisch..	.356	17-17	59	13	21	5	0	1	11	8	0	10	0-1	.310	106-74	242	60	75	14	0	3	54	34	9	41	2-3		
9 Colin Curtis.....	.339	17-17	56	16	19	3	0	4	16	15	3	14	7-8	.339	17-17	56	16	19	3	0	4	16	15	3	14	7-8		
20 Nick Walsh.....	.333	14-8	27	7	9	1	0	0	5	4	1	2	0-0	.296	155-69	301	89	89	13	1	1	52	77	21	37	9-15		
6 Seth Dhaenens....	.267	14-6	15	9	4	1	0	0	2	13	0	3	0-2	.267	14-6	15	9	4	1	0	0	2	13	0	3	0-2		
11 Jeff Larish.....	.265	17-17	68	10	18	7	0	1	16	15	0	17	0-2	.342	116-114	430	121	147	29	5	22	135	122	6	78	3-8		
37 Zechry Zinicola..	.250	7-5	20	5	5	0	0	2	8	4	1	6	0-0	.250	12-6	20	5	5	0	0	2	8	4	1	6	0-0		
15 Josh Asanovich...	.243	13-10	37	7	9	3	0	0	9	3	3	4	0-0	.243	13-10	37	7	9	3	0	0	9	3	3	4	0-0		
19 Joel Bocchi.....	.222	11-7	27	5	6	1	0	0	3	6	4	6	0-0	.279	71-37	140	25	39	9	1	2	27	23	9	34	1-1		
16 Nick Cadena.....	.217	13-2	23	4	5	0	0	0	1	1	0	3	1-1	.246	56-21	122	20	30	3	0	6	30	9	1	27	2-2		
14 Frank Mesa.....	.206	14-11	34	5	7	1	0	0	4	5	1	10	0-1	.333	68-47	177	44	59	7	1	1	27	28	3	31	2-4		

17 Ryan McKenna.....	.300	10-2	10	3	3	1	1	0	3	2	0	3	0-0	.275	79-32	142	31	39	5	2	1	26	27	4	30	4-6		
60 Garrett Schoenber	.000	4-0	3	0	0	0	0	0	0	0	0	1	0-0	.091	13-0	11	0	1	0	0	0	0	0	0	4	0-0		
50 Travis Webb.....	.000	1-0	1	0	0	0	0	0	0	0	0	1	0-0	.000	3-0	1	0	0	0	0	0	0	0	0	1	0-0		
51 Joe Cosentino....	.000	1-0	1	0	0	0	0	0	0	0	0	0	0-0	.000	1-0	1	0	0	0	0	0	0	0	0	0	0-0		
Totals.....	.321	17-17	574	148	184	47	1	18	136	116	23	102	16-24															
Opponents.....	.221	17-17	548	71	121	15	4	13	65	74	10	145	9-16															

(All games Sorted by Earned run avg)

Player	ERA	W-L	APP	GS	CG	SHO/CBO	SV	IP	H	R	ER	BB	SO	ERA	W-L	APP	GS	CG	SHO/CBO	SV	IP	H	R	ER	BB	SO	
40 Pat Bresnehan....	1.69	3-0	8	0	0	0/1	3	16.0	8	5	3	9	21	1.69	3-0	8	0	0	0/1	3	16.0	8	5	3	9	21	
34 Jason Urquidez...	1.80	5-0	5	5	1	0/1	0	30.0	20	7	6	11	28	1.80	5-0	5	5	1	0/1	0	30.0	20	7	6	11	28	
35 Jeff Mousser.....	2.57	1-0	5	5	0	0/0	0	28.0	18	10	8	11	15	2.57	1-0	5	5	0	0/0	0	28.0	18	10	8	11	15	
26 Pat Cassa.....	3.05	1-1	5	3	0	0/1	1	20.2	16	9	7	7	19	3.05	1-1	5	3	0	0/1	1	20.2	16	9	7	7	19	
37 Zechry Zinicola..	3.60	1-1	5	1	0	0/0	1	10.0	10	5	4	5	12	3.60	1-1	5	1	0	0/0	1	10.0	10	5	4	5	12	
45 Erik Averill.....	4.67	1-0	7	1	0	0/0	0	17.1	14	11	9	7	13	3.83	9-2	27	16	0	0/3	0	103.1	101	52	44	26	74	

21 Quentin Andes....	3.86	2-0	5	0	0	0/0	1	7.0	6	3	3	7	9	3.86	2-0	5	0	0	0/0	1	7.0	6	3	3	7	9	
50 Travis Webb.....	5.40	0-0	2	0	0	0/1	0	1.2	1	1	1	4	3	5.40	0-0	2	0	0	0/1	0	1.2	1	1	1	4	3	
47 Ty Marotz.....	6.75	0-0	5	0	0	0/1	0	5.1	7	4	4	2	6	6.75	0-0	5	0	0	0/1	0	5.1	7	4	4	2	6	
41 Josh Blake.....	7.36	0-0	5	0	0	0/1	1	7.1	11	8	6	4	4	7.36	0-0	5	0	0	0/1	1	7.1	11	8	6	4	4	
49 Brett Bordes.....	8.31	1-0	3	2	0	0/1	0	8.2	10	8	8	7	15	4.42	2-1	30	2	0	0/3	0	36.2	31	20	18	35	42	
Totals.....	3.49	15-2	17	17	1	3/3	7	152.0	121	71	59	74	145														
Opponents.....	7.89	2-15	17	17	0	1/1	0	140.1	184	148	123	116	102														



Sun Devil Baseball 2004

Position Players 2003 Single Game and Career Highs

#2 Dustin Pedroia, SS (Woodland, Calif.)

Category	2004 Best	Career Best (last)
At Bats	6 (UConn; 2/27)	7 (UCLA; 4/18/03)
Runs	3 - 3x (UConn; 2/28)	4 (WASH; 5/18/03)
Hits	4 (GU; 2/16)	4 - 6x (GU; 2/16/04)
RBI	4 (UConn; 2/28)	Same
BB	2 (CSUN; 2/13)	3 (Wichita State; 3/18/03)
SB	1 - 2x	1 - 10x (GU; 2/16/04)
2B	4 (GU; 2/16)	Same
HR	1 - 3x (ECU; 3/6)	1 - 8x (ECU; 3/6/04)
Hit Streak	10 games	22 games

#4 Travis Buck, OF (Richland, Wash.)

Category	2004 Best	Career Best (last)
At Bats	5 - 3x (UConn; 2/29)	7 (BYU; 2/7/03)
Runs	3 - 3x (UConn; 2/27)	3 - 3x (FSU; 2/8/04)
Hits	5 (UConn; 2/29)	5 - 2x (2/29/04)
RBI	8 (UConn; 2/29)	Same
BB	3 (FSU; 2/8)	Same
SB	1 - 4x (ECU; 3/6)	2 - 2x (SUU; 2/7/03)
2B	4 (UConn; 2/28)	Same
HR	1 - 5x (ECU; 3/7)	1 - 9x (ECU; 3/7/04)
Hit Streak	6 games	7 games

#6 Seth Dhaenens, INF (Chandler, Ariz.)

Category	2004 Best	Career Best (last)
At Bats	3 - 2x 2 (ECU; 3/7)	Same
Runs	4 (UConn; 2/29)	Same
Hits	2 (ECU; 3/7)	Same
RBI	1 - 2x	Same
BB	3 (UConn; 2/29)	Same
SB	None	None
2B	1 (LU; 2/20)	Same
HR	None	None
Hit Streak	1 game	None

#9 Colin Curtis, OF (Issaquah, Wash.)

Category	2004 Best	Career Best (last)
At Bats	5 (FSU; 2/7)	Same
Runs	3 - 2x (CSUN; 2/13)	Same
Hits	3 - 2x (CSUN; 2/13)	Same
RBI	4 - 2x (UConn; 2/27)	Same
BB	3 (UConn; 2/28)	Same
SB	2 (LU; 2/20)	Same
2B	1 - 3x (ECU; 3/7)	Same
HR	1 - 4x (UConn; 2/28)	Same
Hit Streak	9 games	Same

#10 Joe Persichina, INF (Rollings Hills Estates, Calif.)

Category	2004 Best	Career Best (last)
At Bats	4 - 3x (GU; 2/16)	Same
Runs	3 (ECU; 3/7)	Same
Hits	3 - 2x (ECU; 3/7)	Same
RBI	2 (ARIZ; 2/24)	Same
BB	2 - 2x (ECU; 3/7)	Same
SB	1 (ECU; 3/6)	Same
2B	2 (ECU; 3/7)	Same
HR	1 (MEM; 2/21)	Same
Hit Streak	3 games	Same

#11 Jeff Larish, OF (Tempe, Ariz.)

Category	2004 Best	Career Best (last)
At Bats	5 - 5x (ECU; 3/7)	6 - 4x (USD; 6/1/02)
Runs	2 - 2x (UConn; 2/28)	4 (PORT; 5/15/02)
Hits	2 - 4x (UConn; 2/28)	4 - 3x (ARIZ; 5/25/03)
RBI	4 (UConn; 2/27)	9 (SDSU; 1/26/03)
BB	3 (FSU; 2/8)	4 (WSU; 4/27/03)
SB	None	1 - 2x (PSU; 3/1/03)
2B	1 - 8x (ECU; 3/6)	4 (ARIZ; 5/25/03)
HR	1 (UConn; 2/29)	2 (SDSU; 1/26/03)
Hit Streak	8 games	17 games

#14 Frank Mesa, INF (Yuma, Ariz.)

Category	2004 Best	Career Best (last)
At Bats	4 - 2x (ARIZ; 2/24)	6 - 2x (BYU; 2/7/03)
Runs	2 (FSU; 2/8)	3 - 2x (SUU; 2/7/03)
Hits	2 (UConn; 2/27)	4 (BYU; 2/7/03)
RBI	1 - 4x (ECU; 3/6)	3 - 3x (WSU; 4/25/03)
BB	1 - 5x	3 (GU; 2/17/03)
SB	None	1 - 2x (Wichita State; 3/18/03)
2B	1 (CSUN; 2/13)	1 - 6x (UCLA; 4/18/03)
HR	None	1 (BYU; 2/7/03)
Hit Streak	2 games	5 games

#15 Josh Asanovich, 2B (Gold Canyon, Ariz.)

Category	2004 Best	Career Best (last)
At Bats	5 (FSU; 2/8)	Same
Runs	4 (UConn; 2/29)	Same
Hits	2 (UConn; 2/29)	Same
RBI	4 (UConn; 2/29)	Same
BB	1 - 3x (UConn; 2/27)	Same
SB	None	None
2B	2 (UConn; 2/29)	Same
HR	None	None
Hit Streak	2 games	Same

#16 Nick Cadena, OF (Glendale, Ariz.)

Category	2004 Best	Career Best (last)
At Bats	6 (UConn; 2/29)	6 - 2x (UConn; 2/29/04)
Runs	1 - 2x	3 - 2x (USC; 5/19/02)
Hits	3 (UConn; 2/27)	3 - 4x (UConn; 2/27/04)
RBI	1 (FSU; 2/8)	5 (USC; 5/19/02)
BB	1 (UConn; 2/28)	1 - 7x (UConn; 2/28/04)
SB	1 (FSU; 2/8)	1 - 2x (FSU; 2/8/04)
2B	None	1 - 3x (UHH; 1/19/03)
HR	None	2 - 2x (USC; 5/19/02)
Hit Streak	1 game	4 games

#17 Ryan McKenna, OF (Elgin, Ill.)

Category	2004 Best	Career Best (last)
At Bats	3 (UConn; 2/27)	6 (Tenn; 5/2/01)
Runs	2 (UConn; 2/27)	3 (UCLA; 4/14/02)
Hits	2 (UConn; 2/27)	2 - 8x ((UConn; 2/27/04)
RBI	3 (UConn; 2/27)	3 - 2x (UConn; 2/27/04)
BB	1 - 2x	2 - 2x (Nevada; 5/16/01)
SB	None	1 - 3x (OKST; 3/10/02)
2B	1 (FSU; 2/7)	1 - 5x (FSU; 2/7/04)
HR	None	1 (UNLV; 4/1/02)
Hit Streak	1 game	4 games



Sun Devil Baseball 2004

Position Players/Pitchers Single-Game and Career Highs

#19 Joel Bocchi, C (Phoenix, Ariz.)

Category	2004 Best	Career Best (last)
At Bats	4 - 3x (Gonzaga; 2/16)	5 (UHH; 1/17/03)
Runs	2 - 2x (Utah; 2/14)	2 - 2x (Utah; 2/14/04)
Hits	2 (CSUN; 2/13)	4 (UHH; 1/17/03)
RBI	2 (Utah; 2/14)	3 - 3x (BYU; 2/8/03)
BB	2 - 2x (ECU; 3/7)	Same
SB	None	1 (UHH; 1/17/03)
2B	1 (CSUN; 2/13)	1 - 4x (BYU; 2/7/03)
HR	None	1 - 2x (BYU; 2/8/03)
Hit Streak	2 games	4 games

#20 Nick Walsh, 2B/UTL (Alamo, Calif.)

Category	2004 Best	Career Best (last)
At Bats	4 (FSU; 2/6)	6 - 2x (OSU; 5/14/03)
Runs	2 - 2x (UConn; 2/28)	5 (WSU; 4/27/03)
Hits	2 (ECU; 3/7)	6 (WSU; 4/27/03)
RBI	3 (ECU; 3/7)	7 (WSU; 4/27/03)
BB	1 - 4x (ECU; 3/7)	4 (UCLA; 5/19/01)
SB	None	1 - 9x (UNLV; 6/1/03)
2B	1 (ECU; 3/6)	3 (WSU; 4/27/03)
HR	None	1 (WSU; 4/13/01)
Hit Streak	5 games	8 games

#27 Taylor Holiday, UTL (Laguna Niguel, Calif.)

Category	2004 Best	Career Best (last)
At Bats	---	None
Runs	---	None
Hits	---	None
RBI	---	None
BB	---	None
SB	---	None
2B	---	None
HR	---	None
Hit Streak	---	None

#32 Chris Cook, 1B (Mesa, Ariz.)

Category	2004 Best	Career Best (last)
At Bats	4 - 2x (UConn; 2/29)	Same
Runs	2 (UConn; 2/29)	Same
Hits	4 (UConn; 2/27)	Same
RBI	4 (UConn; 2/27)	Same
BB	None	None
SB	1 (UConn; 2/29)	Same
2B	2 (UConn; 2/27)	Same
HR	1 (UConn; 2/27)	Same
Hit Streak	2 games	Same

#37 Zechry Zinicola, DH (San Bernadino, Calif.)

Category	2004 Best	Career Best (last)
At Bats	4 (Memphis; 2/21)	Same
Runs	2 (UConn; 2/29)	Same
Hits	2 (UConn; 2/29)	Same
RBI	3 (UConn; 2/29)	Same
BB	2 (Arizona; 2/24)	Same
SB	None	None
2B	None	None
HR	1 - 2x (ECU; 3/5)	Same
Hit Streak	3 games	Same

#39 Tuffy Gosewisch, C (Scottsdale, Ariz.)

Category	2004 Best	Career Best (last)
At Bats	5 (FSU; 2/7)	5 - 4x (FSU; 2/7/04)
Runs	3 (UConn; 2/29)	Same
Hits	3 - 2x (ECU; 3/7)	3 - 4x (ECU; 3/7/04)
RBI	2 - 4x (ECU; 3/7)	3 - 3x (OSU; 5/14/03)
BB	2 - 2x (UConn; 2/29)	2 - 5x (UConn; 2/29/04)
SB	None	1 - 2x (OKLA; 4/30/03)
2B	2 (FSU; 2/6)	2 - 2x (FSU; 2/6/04)
HR	1 (ECU; 3/5)	1 - 3x (ECU; 3/5/04)
Hit Streak	6 games	8 games

#21 Quentin Andes, RHP (Albuquerque, N.M.)

Category	2004 Best	Career Best (last)
Innings	2.1 (FSU; 2/8)	Same
Runs Allowed	1 - 2x (UConn; 2/27)	Same
ER Allowed	1 - 2x (UConn; 2/27)	Same
K's	4 (FSU; 2/8)	Same
BB	3 (UConn; 2/27)	Same
Hits Allowed	2 (ECU; 3/7)	Same
WP	None	None
HBP	None	None
Pitches	44 (FSU; 2/8)	Same

#26 Pat Cassa, LHP (Cypress, Calif.)

Category	2004 Best	Career Best (last)
Innings	6.0 (Memphis; 2/21)	Same
Runs Allowed	3 - 2x (UConn; 2/28)	Same
ER Allowed	3 (OKLA; 2/15)	Same
K's	9 (Memphis; 2/21)	Same
BB	3 (UConn; 2/28)	Same
Hits Allowed	5 - 2x (UConn; 2/28)	Same
WP	None	None
HBP	None	None
Pitches	91 (Memphis; 2/21)	Same

#34 Jason Urquidez, RHP (Simi Valley, Calif.)

Category	2004 Best	Career Best (last)
Innings	9.0 (Rice; 2/22)	Same
Runs Allowed	4 (ECU; 3/6)	Same
ER Allowed	3 (ECU; 3/6)	Same
K's	9 (FSU; 2/8)	Same
BB	3 - 2x (ECU; 3/6)	Same
Hits Allowed	6 (FSU; 2/8)	Same
WP	---	None
HBP	1 (ECU; 3/6)	None
Pitches	138 (Rice; 2/22)	Same

#35 Jeff Mousser, RHP (Tempe, Ariz.)

Category	2004 Best	Career Best (last)
Innings	7.0 (FSU; 2/6)	9.0 - 2x (UNLV; 3/20/03)
Runs Allowed	3 - 2x (LU; 2/20)	13 - 2x (UNM; 3/13/03)
ER Allowed	3 (LU; 2/20)	13 (UNM; 3/13/03)
K's	6 (CSUN; 2/13)	10 - 2x (AFA; 4/25/02)
BB	3 (UConn; 2/27)	5 - 2x (USC; 5/31/02)
Hits Allowed	6 (LU; 2/20)	13 - 3x (SDSU; 5/8/03)
WP	1 (LU; 2/20)	2 (WSU; 2/27/03)
HBP	2 (CSUN; 2/13)	5 (UNM; 3/13/03)
Pitches	88 (ECU; 3/5)	N/A

*includes career at BYU (2001-03)



Sun Devil Baseball 2004

Pitchers Single-Game Career and 2004 Highs

#37 Zechry Zinicola, RHP (San Bernadino, Calif.)

Category	2004 Best	Career Best (last)
Innings	3.0 (ECU; 3/7)	Same
Runs Allowed	3 (UConn; 2/29)	Same
ER Allowed	2 (UConn; 2/29)	Same
K's	4 (GU; 2/16)	Same
BB	2 (UConn; 2/29)	Same
Hits Allowed	4 (UConn; 2/29)	Same
WP	None	None
HBP	1 (ECU; 3/7)	None
Pitches	51 (UConn; 2/29)	Same

#38 Ladd Hall, RHP (Hereford, Ariz.)

Category	2004 Best	Career Best (last)
Innings	---	None
Runs Allowed	---	None
ER Allowed	---	None
K's	---	None
BB	---	None
Hits Allowed	---	None
WP	---	None
HBP	---	None
Pitches	---	None

#40 Pat Bresnehan, RHP (Sherborn, Mass.)

Category	2004 Best	Career Best (last)
Innings	5.0 (Gonzaga; 2/16)	Same
Runs Allowed	3 (FSU; 2/8)	Same
ER Allowed	3 (FSU; 2/8)	Same
K's	7 (Gonzaga; 2/16)	Same
BB	4 (UConn; 2/29)	Same
Hits Allowed	4 (Gonzaga; 2/16)	Same
WP	1 (UConn; 2/29)	None
HBP	1 - 2x (UConn; 2/29)	Same
Pitches	81 (Gonzaga; 2/16)	Same

#41 Josh Blake, LHP (Overland Park, Kan.)

Category	2004 Best	Career Best (last)
Innings	3.0 (Memphis; 2/21)	Same
Runs Allowed	4 (UConn; 2/29)	Same
ER Allowed	4 (UConn; 2/29)	None
K's	4 (FSU; 2/8)	Same
BB	3 (FSU; 2/8)	Same
Hits Allowed	6 (UConn; 2/29)	Same
WP	1 (UConn; 2/29)	None
HBP	1 (UConn; 2/27)	None
Pitches	50 (FSU; 2/8)	Same

#45 Erik Averill, LHP (Orange, Calif.)

Category	2004 Best	Career Best (last)
Innings	5.0 (FSU; 2/7)	7.1 (UHH; 1/18/03)
Runs Allowed	7 (Gonzaga; 2/16)	Same
ER Allowed	5 (Gonzaga; 2/16)	5 - 5x (GU; 2/16/04)
K's	3 - 2x (CSUN; 2/13)	8 (CSF; 6/6/03)
BB	3 (FSU; 2/7)	3 - 2x (FSU; 2/7/04)
Hits Allowed	5 (Gonzaga; 2/16)	10 (CAL; 4/11/03)
WP	1 (ECU; 3/5)	1 (WASH; 5/17/03)
HBP	None	4 (USC; 3/29/03)
Pitches	90 (FSU; 2/7)	110 (Cal; 4/11/03)

#47 Ty Marotz, RHP (Crystal Lake, Ill.)

Category	2004 Best	Career Best (last)
Innings	2.0 (Utah; 2/14)	Same
Runs Allowed	3 (UConn; 2/29)	Same
ER Allowed	2 (UConn; 2/29)	Same
K's	3 (Utah; 2/14)	Same
BB	1 - 2x	Same
Hits Allowed	3 (UConn; 2/29)	Same
WP	None	None
HBP	None	None
Pitches	30 (Utah; 2/14)	Same

#49 Brett Bordes, LHP (Mesa, Ariz.)

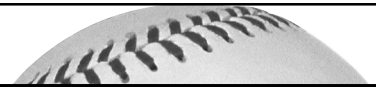
Category	2004 Best	Career Best (last)
Innings	6.0 (Arizona; 2/24)	Same
Runs Allowed	6 (FSU; 2/7)	Same
ER Allowed	6 (FSU; 2/7)	Same
K's	10 (Arizona; 2/24)	Same
BB	3 - 2x (Arizona; 2/24)	3 - 4x (Arizona; 2/24/04)
Hits Allowed	4 (FSU; 2/7)	Same
WP	None	1 (UCLA; 4/18/03)
HBP	1 (Arizona; 2/24)	1 - 2x (Arizona; 2/24/04)
Pitches	101 (Arizona; 2/24)	Same

#50 Travis Webb, LHP (Spokane, Wash.)

Category	2004 Best	Career Best (last)
Innings	1.0 (Utah; 2/14)	Same
Runs Allowed	1 (UConn; 2/27)	Same
ER Allowed	1 (UConn; 2/27)	Same
K's	2 (UConn; 2/27)	Same
BB	3 (UConn; 2/27)	Same
Hits Allowed	1 (Utah; 2/14)	Same
WP	None	None
HBP	None	None
Pitches	28 (Utah; 2/14)	Same



Sun Devil Baseball 2004



Last Time it Happened in Sun Devil Baseball...

(Through 17 Games of 2004 Season)

Hitting Categories:

A SUN DEVIL HIT A GRAND SLAM: Dustin Pedroia, Feb. 28, 2004 vs. UConn (Packard Stadium)
HIT A WALK-OFF HOME RUN: Jeremy West, April 26, 2003 vs. Washington State (2-Run HR in 10th inning)
A SUN DEVIL LED OFF A GAME WITH A HR: Dustin Pedroia, Feb. 20, 2004 vs. Lamar (3-2 count at Reckling Park)
A SUN DEVIL HIT FOR THE CYCLE: Travis Buck, March 7, 2003 vs. Southern Utah (19-0 win)
THE DEVILS HIT FOR THE CYCLE TO OPEN A GAME: April 27, 2003 vs. Washington State in first inning (HR/2B/1B/3B)
THE DEVILS HIT BACK-TO-BACK HOME RUNS: Steve Garrabrants and Andre Ethier, May 25, 2003 vs. Arizona (7th Inning)
A SUN DEVIL HIT TWO HOME RUNS IN ONE GAME: Andre Ethier, May 15, 2003 vs. Arizona
A SUN DEVIL HIT THREE HOME RUNS IN A GAME: Jeremy West, April 27, 2003 vs. Washington State
A SUN DEVIL HAD 5 HITS IN A GAME: Travis Buck, Feb. 29, 2004 vs. Connecticut (5-for-5, 8 RBI, HR, 2B)
A SUN DEVIL HAD 6 HITS IN A GAME: Nick Walsh, April 27, 2003 vs. Washington State (6-for-6, 7 RBI, 3 2B)
A SUN DEVIL HAD 7 HITS IN A GAME: Jerry Mantlo, Feb. 6, 1972, vs. Michigan
A SUN DEVIL HAD 3 DOUBLES IN A GAME: Dustin Pedroia, Feb. 16, 2004 vs. Gonzaga
A SUN DEVIL HAD 4 DOUBLES IN A GAME: Travis Buck, Feb. 28 vs. Connecticut (16-5 victory)
A SUN DEVIL HIT 2 TRIPLES IN A GAME: Mel Stocker, May 13, 2000, vs. Washington (Packard Stadium)
A SUN DEVIL HAD 7 RBI IN A GAME: Nick Walsh, April 27, 2003 vs. Washington State
A SUN DEVIL HAD 8 RBI IN A GAME: Travis Buck, Feb. 29, 2004 vs. UConn (5-for-5, HR, 2B)
A SUN DEVIL HAD 9 RBI IN A GAME: Jeremy West, April 27, 2003 vs. Washington State
A SUN DEVIL STOLE 4 BASES IN A GAME: Mel Stocker, Feb. 1, 2001, vs. Southern Utah (Packard Stadium)
A SUN DEVIL STRAIGHT STEAL OF HOME: Colin Curtis, Feb. 20, 2004 vs. Lamar (Reckling Park, Houston, Texas, 8th inning)
A SUN DEVIL STRUCK OUT FOUR OR MORE TIMES IN A GAME: Casey Myers, April 29, 2000, at USC (Dedeaux Field)
A SUN DEVIL WALKED FOUR TIMES IN A GAME: Jeremy West, March 15, 2003 vs. Oklahoma (3 intentional)
A SUN DEVIL HITTER STRANDED SIX RUNNERS ON BASE: Andre Ethier (6), February 17, 2003 vs. Gonzaga
A SUN DEVIL RECORDED 13 TOTAL BASES: Jeremy West (14), April 27, 2003 vs. Washington State (3 HR, 2 1B)
A SUN DEVIL HAD TWO SAC BUNTS IN A GAME: Mike Lopez, May 12, 2001 at Washington (11-6 win in 10 innings)
A SUN DEVIL SCORED FIVE RUNS IN A GAME: Nick Walsh, April 27, 2003 vs. Washington State
A SUN DEVIL WAS HIT BY PITCHES TWO OR MORE TIMES: Travis Buck (2), April 25, 2003 vs. Washington State
AN OPPONENT HIT TWO HOME RUNS IN ONE GAME: Chad Boudon (Washington), May 19, 2003 at Husky Ballpark

Pitching Categories:

A SUN DEVIL PITCHER THREW A NO-HITTER: Kevin Rawitzer, March 2, 1993, vs. Southern Utah (ASU 7, SUU 0)
A SUN DEVIL PITCHER THREW A PERFECT GAME: Eddie Bane, March 2, 1973, vs. Cal State Northridge (ASU 9, CSUN 0)
A SUN DEVIL PITCHER THREW A ONE-HITTER: Drew Friedberg, Jan. 24, 1999, vs. Hawaii-Hilo (ASU 10, Hilo 0)
A SUN DEVIL PITCHER THREW A TWO-HITTER: Will Waldrip, Jan. 23, 1999, vs. Hawaii-Hilo (ASU 3, Hilo 0)
ARIZONA STATE WAS NO-HIT: Phil Keller (Stanford), March 23, 1970 (Stanford 1, ASU 0)
ARIZONA STATE WAS ONE-HIT: Alan Dunn/Tim Meacham (Alabama), June 10, 1983 (Alabama 6, ASU 0)
A SUN DEVIL PITCHER THREW A COMPLETE GAME: Jason Urquidez, Feb. 22, 2004 (3-1 win over #1 Rice)
A SUN DEVIL PITCHER THREW BACK-TO-BACK COMPLETE GAMES: Robbie McClellan (3/2, 3/8, 2002)
AN OPPOSING PITCHER THREW A COMPLETE GAME: Mark Romanczuk (Stanford), March 24, 2003 (4-2 Stanford Win)
THE SUN DEVILS SHUT OUT AN OPPONENT (1 OR MORE PITCHERS): Arizona, Feb. 24, 2004 (3 times in 2004)
THE SUN DEVILS WERE SHUT OUT: Oklahoma (David Purcey/Jarod McAuliff), Feb. 15, 2004 (Oklahoma 6, ASU 0) -
A SUN DEVIL STRUCK OUT 10 OR MORE BATTERS IN A GAME: Brett Bordes (10), Feb. 24, 2004 vs. #16 Arizona
A SUN DEVIL STRUCK OUT 15 OR MORE BATTERS IN A GAME: Mike Esposito (17), March 29, 2002 vs. UW
AN OPPOSING PITCHER STRUCK OUT 10 OR MORE SUN DEVILS: Rik Currier, USC, (11), April 28, 2000
THE SUN DEVIL PITCHING STAFF DID NOT WALK A BATTER: Grand Canyon, April 7, 2003 at Packard Stadium
A SUN DEVIL PITCHER RECORDED 10 WINS IN A SEASON: Beau Vaughan (2003) -- 10-6
A SUN DEVIL PITCHER HIT THREE BATTERS IN A GAME: Erik Averill (4), March 29, 2003 at USC (Dedeaux Field)

Fielding Categories:

THE SUN DEVILS HAD NO ERRORS IN A GAME: Mar. 7 vs. #18 East Carolina (7-5 win at Packard Stadium) - 6 times in 2004.
THE SUN DEVILS COMMITTED FIVE ERRORS IN A GAME: April 17, 2001 at New Mexico State (19-16 loss)
A SUN DEVIL COMMITTED THREE OR MORE ERRORS IN A GAME: Joel Bocchi, Mar. 29, 2002 vs. Washington (3)
A SUN DEVIL HAD 15 OR MORE PUTOUTS IN A GAME: Tuffy Gosewisch (16), Feb. 8, 2005 vs. Florida State
A SUN DEVIL HAD 20 OR MORE PUTOUTS IN A GAME: Jeff Phelps (21), March 6, 1999, vs. Stanford
A SUN DEVIL HAD EIGHT OR MORE ASSISTS IN A GAME: Dennis Wyrick (SS), Feb. 6, 2000, vs. Florida State
THE SUN DEVILS TURNED FIVE DOUBLE PLAYS IN A GAME: May 7, 1999, vs. Washington (Husky Ballpark)

Scoring and Misc. Categories:

THE SUN DEVILS RECORDED 20 OR MORE HITS: 21, Feb. 27, 2004 vs. UConn (18-2 win at Packard Stadium)
THE SUN DEVILS RECORDED 20 HITS IN BACK-TO-BACK GAMES: WSU/UCLA, April 17, 25, 2003 (21 and 21)
THE SUN DEVILS SCORED 20 OR MORE RUNS: 25, April 27, 2003 vs. Washington State (25-0 win at Packard Stadium)
THE SUN DEVILS SCORED 30 OR MORE RUNS: 32, March 4, 2000, vs. Arizona (Packard Stadium)
THE SUN DEVILS SCORED 10 OR MORE RUNS IN AN INNING: (12 - 9th) New Mexico State, May 31, 2003 (15-0 win)
THE SUN DEVILS LEFT 15 OR MORE RUNNERS ON BASE: Florida State (15) -- 12-6 win at Packard Stadium.
ASU SWEEP A THREE-GAME PAC-10 SERIES: Arizona; May 23-25, 2003 (5-2, 16-0, 15-2)
ASU WAS SWEEP IN A PAC-10 SERIES: at UCLA, April 16-18, 1999 (11-10 L, 9-3 L, 8-6 L)
ASU WAS SWEEP IN A PAC-10 SERIES AT HOME: vs. USC, March 27-29, 1997 at Packard Stadium (12-7 L, 15-4 L, 11-7 L)
THE SUN DEVILS PLAYED BACK-TO-BACK EXTRA-INNING GAMES: March 22-23 vs. Stanford at Packard Stadium

